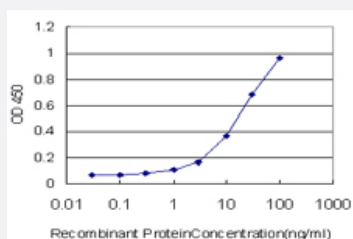


# RBMS2 monoclonal antibody (M04), clone 4E2

Catalog # H00005939-M04

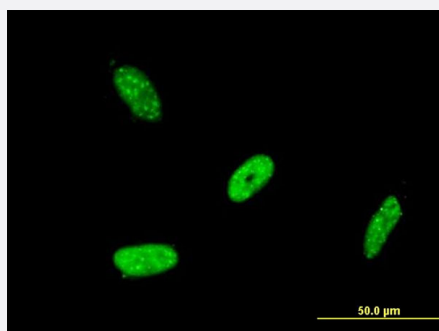
Size 100 ug

## Applications



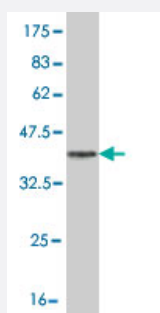
### Sandwich ELISA (Recombinant protein)

Detection limit for recombinant GST tagged RBMS2 is approximately 1ng/ml as a capture antibody.



### Immunofluorescence

Immunofluorescence of monoclonal antibody to RBMS2 on HeLa cell .  
[antibody concentration 10 ug/ml]



Western Blot detection against Immunogen (37 KDa) .

## Specification

### Product Description

Mouse monoclonal antibody raised against a partial recombinant RBMS2.

Immunogen	RBMS2 (NP_002889, 308 a.a. ~ 407 a.a) partial recombinant protein with GST tag. MW of the GST tag alone is 26 KDa.
Sequence	HHHSYLMQPSGSVLTPGMDHPISLQPASMMGPLTQQLGHLSSLSTGTYMPTAAAMQGAYISQYTPVPSSSVSVEESSGQQNQVAVDAPSEHGVYSFQFN*
Host	Mouse
Reactivity	Human
Interspecies Antigen Sequence	Mouse (83); Rat (83)
Isotype	IgG2a Kappa
Quality Control Testing	Antibody Reactive Against Recombinant Protein. Western Blot detection against Immunogen (37 KDa) .
Storage Buffer	In 1x PBS, pH 7.4
Storage Instruction	Store at -20°C or lower. Aliquot to avoid repeated freezing and thawing.

## Applications

- Western Blot (Recombinant protein)

[Protocol Download](#)

- Sandwich ELISA (Recombinant protein)

Detection limit for recombinant GST tagged RBMS2 is approximately 1ng/ml as a capture antibody.

[Protocol Download](#)

- ELISA

- Immunofluorescence

Immunofluorescence of monoclonal antibody to RBMS2 on HeLa cell . [antibody concentration 10 ug/ml]

## Gene Info — RBMS2

Entrez GeneID [5939](#)

GeneBank Accession# [NM\\_002898](#)

Protein Accession#	<a href="#">NP_002889</a>
Gene Name	RBMS2
Gene Alias	FLJ39093, FLJ40023, FLJ43262, SCR3
Gene Description	RNA binding motif, single stranded interacting protein 2
Omim ID	<a href="#">602387</a>
Gene Ontology	<a href="#">Hyperlink</a>
Gene Summary	<p>The protein encoded by this gene is a member of a small family of proteins which bind single stranded DNA/RNA. These proteins are characterized by the presence of two sets of ribonucleoprotein consensus sequence (RNP-CS) that contain conserved motifs, RNP1 and RNP2, originally described in RNA binding proteins, and required for DNA binding. The RBMS proteins have been implicated in such diverse functions as DNA replication, gene transcription, cell cycle progression and apoptosis. This protein was isolated by phenotypic complementation of cdc2 and cdc13 mutants of yeast and is thought to suppress cdc2 and cdc13 mutants through the induction of translation of cdc2. [provided by RefSeq]</p>
Other Designations	-