

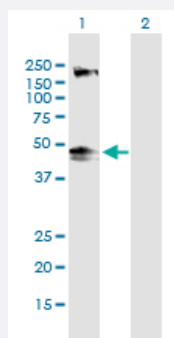
CX Grade

# ARRB2 monoclonal antibody (M01J), clone 3G1

Catalog # H00000409-M01J

Size 100 ug

## Applications

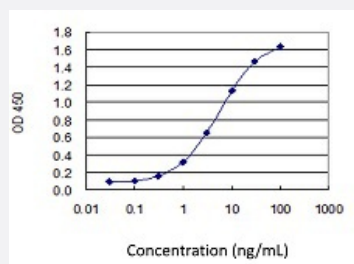


### Western Blot (Transfected lysate)

Western Blot analysis of ARRB2 expression in transfected 293T cell line by ARRB2 monoclonal antibody (M01J), clone 3G1.

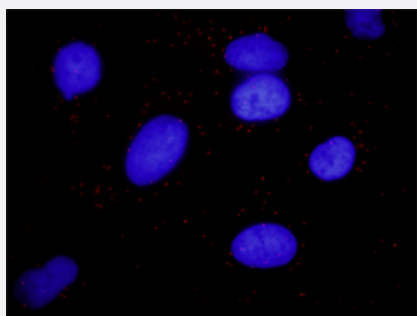
Lane 1: ARRB2 transfected lysate (Predicted MW: 46.1 kDa).

Lane 2: Non-transfected lysate.



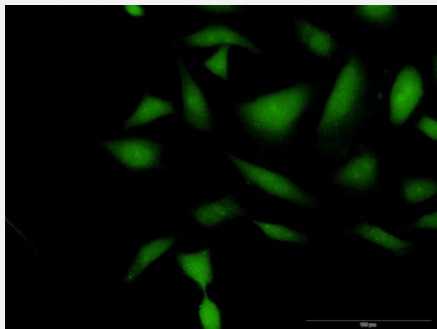
### Sandwich ELISA (Recombinant protein)

Detection limit for recombinant GST tagged ARRB2 is 0.1 ng/ml as a capture antibody.



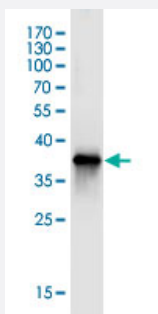
### In situ Proximity Ligation Assay (Cell)

Proximity Ligation Analysis of protein-protein interactions between MAPK3 and ARRB2. HeLa cells were stained with anti-MAPK3 rabbit purified polyclonal 1:1200 and anti-ARRB2 mouse monoclonal antibody 1:50. Each red dot represents the detection of protein-protein interaction complex, and nuclei were counterstained with DAPI (blue).



## Immunofluorescence

Immunofluorescence of monoclonal antibody to ARRB2 on HeLa cell . [antibody concentration 10 ug/ml]



Western Blot detection against Immunogen (37.84 KDa) .

## Specification

<b>Product Description</b>	Mouse monoclonal antibody raised against a partial recombinant ARRB2. This product is belong to Cell Culture Grade Antibody (CX Grade).
<b>Immunogen</b>	ARRB2 (AAH07427.1, 300 a.a. ~ 409 a.a) partial recombinant protein with GST tag. MW of the GST tag alone is 26 KDa.
<b>Sequence</b>	NLASSTIVKEGANKEVLGILVSYRVKVKLVVSRGGDVSVLPFVLMHPKPHDHIPLRPQSAAPET DVPVDTNLIETNYATDDDIVFEDFARLRLKGMKDDDDYDDQLC
<b>Host</b>	Mouse
<b>Reactivity</b>	Human
<b>Preparation Method</b>	Cell Culture Production
<b>Isotype</b>	IgG2a Kappa
<b>Quality Control Testing</b>	Antibody Reactive Against Recombinant Protein. Western Blot detection against Immunogen (37.84 KDa) .
<b>Storage Buffer</b>	In 1x PBS, pH 7.4
<b>Storage Instruction</b>	Store at -20°C or lower. Aliquot to avoid repeated freezing and thawing.

## Applications

- Western Blot (Transfected lysate)

Western Blot analysis of ARRB2 expression in transfected 293T cell line by ARRB2 monoclonal antibody (M01J), clone 3G1.

Lane 1: ARRB2 transfected lysate (Predicted MW: 46.1 KDa).

Lane 2: Non-transfected lysate.

[Protocol Download](#)

- Western Blot (Recombinant protein)

[Protocol Download](#)

- Sandwich ELISA (Recombinant protein)

Detection limit for recombinant GST tagged ARRB2 is 0.1 ng/ml as a capture antibody.

[Protocol Download](#)

- ELISA

- In situ* Proximity Ligation Assay (Cell)

Proximity Ligation Analysis of protein-protein interactions between MAPK3 and ARRB2. HeLa cells were stained with anti-MAPK3 rabbit purified polyclonal 1:1200 and anti-ARRB2 mouse monoclonal antibody 1:50. Each red dot represents the detection of protein-protein interaction complex, and nuclei were counterstained with DAPI (blue).

- Immunofluorescence

Immunofluorescence of monoclonal antibody to ARRB2 on HeLa cell . [antibody concentration 10 ug/ml]

## Gene Info — ARRB2

Entrez GeneID [409](#)

GeneBank Accession# [BC007427.2](#)

Protein Accession# [AAH07427.1](#)

Gene Name ARRB2

Gene Alias ARB2, ARR2, BARR2, DKFZp686L0365

Gene Description arrestin, beta 2

Omim ID [107941](#)

Gene Ontology [Hyperlink](#)

#### Gene Summary

Members of arrestin/beta-arrestin protein family are thought to participate in agonist-mediated desensitization of G-protein-coupled receptors and cause specific dampening of cellular responses to stimuli such as hormones, neurotransmitters, or sensory signals. Arrestin beta 2, like arrestin beta 1, was shown to inhibit beta-adrenergic receptor function in vitro. It is expressed at high levels in the central nervous system and may play a role in the regulation of synaptic receptors. Besides the brain, a cDNA for arrestin beta 2 was isolated from thyroid gland, and thus it may also be involved in hormone-specific desensitization of TSH receptors. Multiple alternatively spliced transcript variants have been found for this gene, but the full-length nature of some variants has not been defined. [provided by RefSeq]

Other Designations arrestin 3

## Pathway

- [Chemokine signaling pathway](#)
- [Endocytosis](#)
- [MAPK signaling pathway](#)
- [Olfactory transduction](#)

## Disease

- [Amphetamine-Related Disorders](#)
- [Asthma](#)
- [Attention Deficit Disorder with Hyperactivity](#)
- [Confusion](#)
- [Disease Models](#)
- [Dyskinesia](#)
- [Genetic Predisposition to Disease](#)
- [Nausea](#)
- [Neoplasms](#)
- [Obesity](#)

- [Ovarian Failure](#)
- [Pain](#)
- [Polycystic Ovary Syndrome](#)
- [Psychoses](#)
- [Puberty](#)
- [Schizophrenia](#)
- [Thrombophilia](#)
- [Thyroid Neoplasms](#)
- [Tobacco Use Disorder](#)