

Bioactive

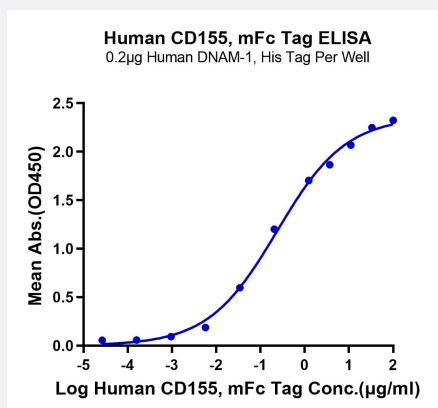
CellTx™

HuPro®

PVR (Human) Recombinant Protein

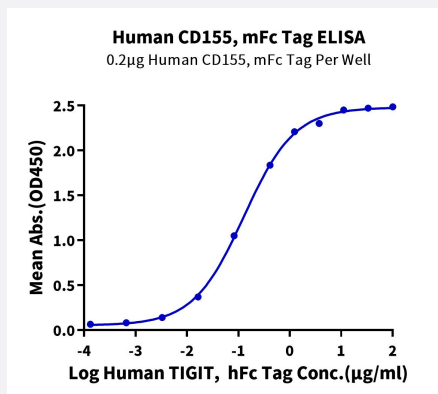
Catalog # P10007 Size 100 ug

Applications



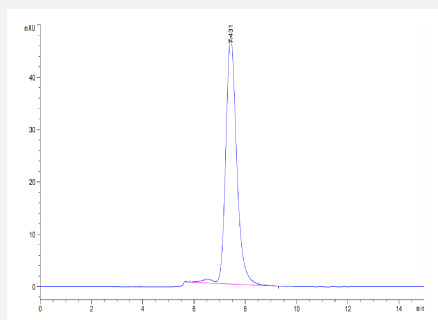
Enzyme-linked Immunoabsorbent Assay

Immobilized Human DNAM-1, His Tag at 2ug/ml (100ul/well) on the plate. Dose response curve for Human CD155, mFc Tag with the EC₅₀ of 0.24ug/ml determined by ELISA.



ELISA

Immobilized Human CD155, mFc Tag at 2ug/ml (100ul/well) on the plate. Dose response curve for Human TIGIT, hFc Tag with the EC₅₀ of 0.13ug/ml determined by ELISA.



SEC-HPLC

The purity of Human CD155 is greater than 95% as determined by SEC-HPLC.



Tris-Bis PAGE

Human CD155 on Tris-Bis PAGE under reduced condition. The purity is greater than 95%.

Specification

Product Description	Human PVR (P15151-1, Trp21-Asn343) partial recombinant protein with mFc tag at C-terminus expressed in HEK293 cells.
Sequence	Trp21-Asn343
Host	Human
Theoretical MW (kDa)	61.8 kDa Due to g
Form	Lyophilized
Preparation Method	Mammalian cell (HEK293) expression system
Purity	> 95% as determined by Tris-Bis PAGE; > 95% as determined by HPLC
Endotoxin Level	< 1 EU per 1 ug of protein (determined by LAL method)

Quality Control Testing	<p>ELISA, SEC-HPLC and Tris-Bis PAGE</p> <p>ELISA</p> <p>Immobilized Human CD155, mFc Tag at 2ug/ml (100ul/well) on the plate. Dose response curve for Human TIGIT, hFc Tag with the EC₅₀ of 0.13ug/ml determined by ELISA.</p> <p>SEC-HPLC</p> <p>The purity of Human CD155 is greater than 95% as determined by SEC-HPLC.</p> <p>Tris-Bis PAGE</p> <p>Human CD155 on Tris-Bis PAGE under reduced condition. The purity is greater than 95%.</p>
Recommend Usage	<p>Biological Activity</p> <p>ELISA</p> <p>Tris-Bis PAGE</p> <p>The optimal working dilution should be determined by the end user.</p>
Storage Buffer	Lyophilized from filtered solution in PBS, pH 7.4 (5% trehalose).
Storage Instruction	<p>After reconstitution with deionized water to a final concentration more than 100 ug/ml, store at 4°C for 1 week. For long term storage, store at -80°C for 1 year.</p> <p>Aliquot to avoid repeated freezing and thawing.</p>

Applications

- Enzyme-linked Immunoabsorbent Assay

Immobilized Human DNAM-1, His Tag at 2ug/ml (100ul/well) on the plate. Dose response curve for Human CD155, mFc Tag with the EC₅₀ of 0.24ug/ml determined by ELISA.

- Functional Study

Gene Info — PVR

Entrez GeneID	5817
Protein Accession#	P15151-1
Gene Name	PVR
Gene Alias	CD155, FLJ25946, HVED, NECL5, Necl-5, PVS, TAGE4
Gene Description	poliovirus receptor
Omim ID	173850
Gene Ontology	Hyperlink

Gene Summary

The protein encoded by this gene is a transmembrane glycoprotein belonging to the immunoglobulin superfamily. The external domain mediates cell attachment to the extracellular matrix molecule vitronectin, while its intracellular domain interacts with the dynein light chain Tctex-1/DYNLT1. The gene is specific to the primate lineage, and serves as a cellular receptor for poliovirus in the first step of poliovirus replication. Multiple transcript variants encoding different isoforms have been found for this gene. [provided by RefSeq]

Other Designations

nectin-like 5

Pathway

- [Cell adhesion molecules \(CAMs\)](#)

Disease

- [Amyotrophic lateral sclerosis](#)
- [Cleft Lip](#)
- [Cleft Palate](#)
- [Motor Neuron Disease](#)
- [Muscular Atrophy](#)
- [Spinal muscular atrophy](#)