MaxPab®

A2M MaxPab rabbit polyclonal antibody (D01)

Catalog # H00000002-D01 Size 100 uL

Applications



Immunoprecipitation

Immunoprecipitation of A2M transfected lysate using anti-A2M MaxPab rabbit polyclonal antibody and Protein A Magnetic Bead, and immunoblotted with A2M purified MaxPab mouse polyclonal antibody (B01P) (H00000002-B01P).

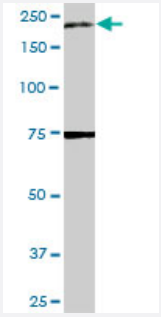

Western Blot (Tissue lysate)

A2M MaxPab rabbit polyclonal antibody. Western Blot analysis of A2M expression in human placenta.

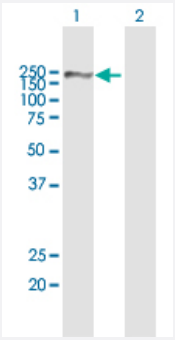

Western Blot (Transfected lysate)

Western Blot analysis of A2M expression in transfected 293T cell line (H00000002-T01) by A2M MaxPab polyclonal antibody.

Lane 1: A2M transfected lysate(163.30 KDa).
Lane 2: Non-transfected lysate.

Specification

Product Description	Rabbit polyclonal antibody raised against a full-length human A2M protein.

Copyright © 2023 Abnova Corporation. All Rights Reserved.

Immunogen	A2M (AAH40071.1, 1 a.a. ~ 1474 a.a) full-length human protein.
Sequence	MGKNKLLHPSLVLLLLVLLPTDASVSGKPQYMVLVPSLLHTETTEKGCVLLSYLNETVTVSASLES VRGNRSLFTDLEAENDVLHCVAFAVPKSSSNEEVMFLTVQVKGPTQEFKKRTTVMVKNEDSLVF VQTDKSIYKPGQTVKFRVVSMDENFHPLNELIPLVYIQDPKGNRIAQWQSFQLEGGLKQFSFPLSS EPFQGSYKVVVQKKSGGRTEHPFTVEEFVLPKFEVQVTVPKIITILEEEMNVSVCGLYTYGKPVPG HVTVSICRKYSDASDCHGEDSQAFCEKFSGQLNSHGCFYQQVKTKVFQLKRKEYEMKLHTEAQI QEEGTVVELTGRQSSEITRTITKLSFVKVDSHFRQGIPFFGQVRLVDGKGVPIPNKVIFIRGNEANYY SNATTDEHGLVQFSINTTNVMGTSLTVRVNYKDRSPCYGYQWVSEEHEEAHHTAYLVFSPSKSFV HLEPMSHELPCGHTQTVQAHYILNGGTLLGLKKLSFYYLIMAKGGIVRTGTHGLLVKQEDMKGHFSI SIPVKSDIAPVARLLIYAVLPTGDVIGDSAKYDVENCLANKVDLSFSPSQSLPASHAHLRVTAAPQS VCALRAVDQSVLLMKPDAELSASSVYNLLPEKDLTGFPGPLNDQDDEDCINRHNVYINGITYTPVS STNEKDMYSFLEDMGLKAFTNSKIRKPKMCPQLQQYEMHGPEGLRVGFYESDVMGRGHARLVH VEEPHTETVRKYFPETWIWDLVVVNSAGVAEVGVTVPDTITEWKAGAFCLSEDAGLGISSTASLR AFQPFFVELTMPYSVIRGEAFTLKATVLNYLPKCIRVSVQLEASPAFLAVPVEKEQAPHCICANGR QTVSWAVTPKSLGNVNFTVSAEALESQELCGTEVPSVPEHGRKDTVIKPLLVEPEGLEKETTFNS LLCPSGGEVSEELSLKLPPNVVEESARASVSVLGDILGSAMQNTQNLLQMPYGCGEQNMVLFAP NIYVLDYLNETQQLTPEVKSKAIGYLNTGYQRQLNYKHYDGSYSTFGERYGRNQGNTWLTAFVLKTF AQARAYIFIDEAHITQALIWLSQRQKDNGCFRSSGSLLNNAIKGGVEDEVTLSAYITIALLEIPLTVTHP VVRNALFCLESAWKTAQEGDHGSHVYTKALLAYAFALAGNQDKRKEVLKSLNEEAVKKDNSVH WERPQKPKAPVGHFYEPQAPSAEVEMTSYVLLAYLTAQPAPTSEDLTSATNIVKWITKQQNAQGG FSSTQDTVVALHALSKYGAATFTRTGKAAQVTIQSSGTFSSKFQVDNNNRLLLQQVSLPELPGEY SMKVTGEGCVYLQTSLKYNILPEKEEFPFALGVQTLPQTCDEPKAHTSFQISLSVSYTGSRSASNM AIVDVKMVSGFIPLKPTVKMLERSNHVSRTEVSSNHVLIYLDKVSNQTLSLFFTVLQDVPVRDLKP AIVKVYDYYETDEFAIAEYNAPCSKDLGNA
Host	Rabbit
Reactivity	Human
Interspecies Antigen Sequence	Mouse (72); Rat (73)
Quality Control Testing	Antibody reactive against mammalian transfected lysate.
Storage Buffer	No additive
Storage Instruction	Store at -20°C or lower. Aliquot to avoid repeated freezing and thawing.

Applications

- Immunoprecipitation

  Immunoprecipitation of A2M transfected lysate using anti-A2M MaxPab rabbit polyclonal antibody and Protein A Magnetic Bead, and immunoblotted with A2M purified MaxPab mouse polyclonal antibody (B01P) (H00000002-B01P).

  Protocol Download

Copyright © 2023 Abnova Corporation. All Rights Reserved.

- Western Blot (Tissue lysate)

  A2M MaxPab rabbit polyclonal antibody. Western Blot analysis of A2M expression in human placenta.

  Protocol Download

- Western Blot (Transfected lysate)

  Western Blot analysis of A2M expression in transfected 293T cell line (H00000002-T01) by A2M MaxPab polyclonal antibody.

  Lane 1: A2M transfected lysate(163.30 KDa).
  Lane 2: Non-transfected lysate.

  Protocol Download

Gene Info — A2M

Entrez GeneID	2
GeneBank Accession#	BC040071.1
Protein Accession#	AAH40071.1
Gene Name	A2M
Gene Alias	CPAMD5, DKFZp779B086, FWP007, S863-7
Gene Description	alpha-2-macroglobulin
Omim ID	103950 104300
Gene Ontology	Hyperlink
Gene Summary	Alpha-2-macroglobulin is a protease inhibitor and cytokine transporter. It inhibits many proteases, including trypsin, thrombin and collagenase. A2M is implicated in Alzheimer disease (AD) due to i ts ability to mediate the clearance and degradation of A-beta, the major component of beta-amylo id deposits. [provided by RefSeq
Other Designations	-

Pathway

- Complement and coagulation cascades

Disease

Copyright © 2023 Abnova Corporation. All Rights Reserved.

- Alzheimer disease
- Amyloidosis
- Arthritis
- Cardiovascular Diseases
- Cognition Disorders
- Dementia
- Diabetes Complications
- Diabetes Mellitus
- Disease Progression
- Diseases in Twins
- Edema
- Essential tremor
- Genetic Predisposition to Disease
- Hepatitis C
- Kidney Failure
- Liver Cirrhosis
- Macular Degeneration
- Memory Disorders
- Metabolic Syndrome X
- Multiple Sclerosis
- Myocardial Infarction
- Neoplasms
- Obesity
- Osteoporosis
- Parkinson disease

Copyright © 2023 Abnova Corporation. All Rights Reserved.