RecomAb™

GSK3B recombinant monoclonal antibody

Catalog # RAB02742 Size 100 uL

Applications

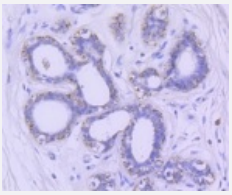

Immunohistochemistry (Formalin/PFA-fixed paraffin-embedded sections)

Immunohistochemical analysis of paraffin-embedded human breast tissue using GSK3B recombinant monoclonal antibody (Cat # RAB02742). Counter stained with hematoxylin.

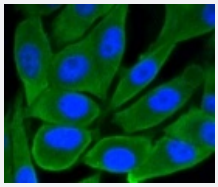

Immunocytochemistry

Immunocytochemical staining of PC-3M cells using GSK3B recombinant monoclonal antibody (Cat # RAB02742)(green). The nuclear counter stain is DAPI (blue). Cells were fixed in paraformaldehyde, permeabilised with 0.25% Triton *100/PBS.



Western Blot (Cell lysate)

Western blot analysis of Lane1:Hela whole cell lysate Lane2:293 whole cell lysate Lane3:NIH/3T3 whole cell lysate Lane4:PC12 whole cell lysate with GSK3B recombinant monoclonal antibody (Cat # RAB02742) at 1:1000 dilution.

Specification

Product Description	Rabbit recombinant monoclonal antibody raised against GSK3B.

Copyright © 2023 Abnova Corporation. All Rights Reserved.

Antibody Species	Rabbit
Immunogen	Original antibody is raised against recombinant GSK3B.
Theoretical MW (kDa)	46
Reactivity	Human, Mouse
Specificity	This antibody detects endogenous levels of GSK3B and does not cross-react with related proteins.
Form	Liquid
Preparation Method	Mammalian cell (HEK293) expression system
Purification	Protein A purification
Isotype	IgG
Recommend Usage	Flow Cytometry (1:50-1:100) Immunocytochemistry (1:50-1:200) Immunofluorescence (1:50-1:200) Immunohistochemistry (1:50-1:200) Western Blot (1:1000-1:2000) The optimal working dilution should be determined by the end user.
Storage Buffer	In PBS, pH7.2 (50% glycerol and 0.02% sodium azide)
Storage Instruction	Store at 4°C short term. Aliquot and store at -20°C long term. Avoid freeze-thaw cycles.
Note	This product contains sodium azide: a POISONOUS AND HAZARDOUS SUBSTANCE which shoul d be handled by trained staff only.

Applications

- Immunohistochemistry (Formalin/PFA-fixed paraffin-embedded sections)

  Immunohistochemical analysis of paraffin-embedded human breast tissue using GSK3B recombinant monoclonal antibody (Cat # RAB02742). Counter stained with hematoxylin.

- Immunofluorescence

- Immunocytochemistry

  Immunocytochemical staining of PC-3M cells using GSK3B recombinant monoclonal antibody (Cat # RAB02742)(green). The nuclear counter stain is DAPI (blue). Cells were fixed in paraformaldehyde, permeabilised with 0.25% Triton *100/PBS.

- Flow Cytometry

Copyright © 2023 Abnova Corporation. All Rights Reserved.

- Western Blot (Cell lysate)

  Western blot analysis of Lane1:Hela whole cell lysate Lane2:293 whole cell lysate Lane3:NIH/3T3 whole cell lysate Lane4:PC12 whole cell lysate with GSK3B recombinant monoclonal antibody (Cat # RAB02742) at 1:1000 dilution.

Gene Info — GSK3B

Entrez GeneID	2932
Protein Accession#	P49841
Gene Name	GSK3B
Gene Alias	-
Gene Description	glycogen synthase kinase 3 beta
Omim ID	605004
Gene Ontology	Hyperlink
Gene Summary	The protein encoded by this gene is a serine-threonine kinase, belonging to the glycogen synthase kinase subfamily. It is involved in energy metabolism, neuronal cell development, and body pattern formation. Polymorphisms in this gene have been implicated in modifying risk of Parkinson disease, and studies in mice show that overexpression of this gene may be relevant to the pathogenesis of Alzheimer disease. Alternatively spliced transcript variants encoding different isoforms have been found for this gene
Other Designations	GSK3beta isoform|glycogen synthase kinase-3 beta

Pathway

- Axon guidance
- B cell receptor signaling pathway
- Basal cell carcinoma
- Cell cycle
- Chemokine signaling pathway
- Colorectal cancer
- Endometrial cancer

Copyright © 2023 Abnova Corporation. All Rights Reserved.

- ErbB signaling pathway
- Focal adhesion
- Hedgehog signaling pathway
- Insulin signaling pathway
- Melanogenesis
- Neurotrophin signaling pathway
- Pathways in cancer
- Prostate cancer
- T cell receptor signaling pathway
- Wnt signaling pathway

Disease

- Adenocarcinoma
- Alzheimer disease
- Amphetamine-Related Disorders
- Anorexia Nervosa
- Bipolar Disorder
- Bone Diseases
- Breast cancer
- Breast Neoplasms
- Bulimia
- Cardiovascular Diseases
- Cognition
- Dementia
- Depressive Disorder
- Diabetes Mellitus

Copyright © 2023 Abnova Corporation. All Rights Reserved.

- Disease Models
- Disease Progression
- Drug Toxicity
- Dyskinesia
- Edema
- Esophageal Neoplasms
- Genetic Predisposition to Disease
- Hypercholesterolemia
- Lung Neoplasms
- Mood Disorders
- Movement Disorders
- Multiple Myeloma
- Neoplasm Invasiveness
- Parkinson disease
- Personality Disorders
- Personality Inventory
- Polycystic Ovary Syndrome
- Psychiatric Status Rating Scales
- Psychotic Disorders
- Pulmonary Disease
- Recurrence
- Schizophrenia
- Schizophrenic Psychology
- Sleep Deprivation
- Stomach Neoplasms
- Urinary Bladder Neoplasms

Copyright © 2023 Abnova Corporation. All Rights Reserved.

- Weight Gain
- Werner syndrome

Copyright © 2023 Abnova Corporation. All Rights Reserved.