ABL2 monoclonal antibody (M08), clone 5C7

Catalog # H00000027-M08 Size 100 ug

Applications

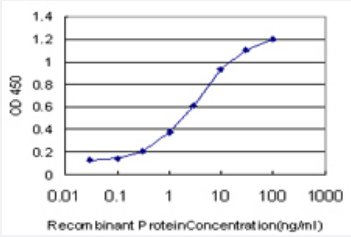

Sandwich ELISA (Recombinant protein)

Detection limit for recombinant GST tagged ABL2 is approximately 0.03ng/ml as a capture antibody.

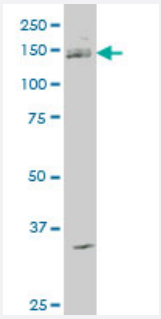

Western Blot (Cell lysate)

ABL2 monoclonal antibody (M08), clone 5C7 Western Blot analysis of ABL2 expression in Jurkat (Cat # L017V1).



Western Blot detection against Immunogen (36.41 KDa) .

Specification

Product Description	Mouse monoclonal antibody raised against a partial recombinant ABL2.

Copyright © 2023 Abnova Corporation. All Rights Reserved.

Immunogen	ABL2 (AAH65912, 743 a.a. ~ 842 a.a) partial recombinant protein with GST tag. MW of the GST tag alone is 26 KDa.
Sequence	KKTLGLRAGKPTASDDTSKPFPRSNSTSSMSSGLPEQDRMAMTLPRNCQRSKLQLERTVSTSS QPEENVDRANDMLPKKSEESAAPSRERPKAKLLPRGA
Host	Mouse
Reactivity	Human
Interspecies Antigen Sequence	Mouse (98); Rat (98)
Isotype	IgG3 Kappa
Quality Control Testing	Antibody Reactive Against Recombinant Protein. Western Blot detection against Immunogen (36.41 KDa) .
Storage Buffer	In 1x PBS, pH 7.4
Storage Instruction	Store at -20°C or lower. Aliquot to avoid repeated freezing and thawing.

Applications

- ELISA
- Sandwich ELISA (Recombinant protein)

  Detection limit for recombinant GST tagged ABL2 is approximately 0.03ng/ml as a capture antibody.

  Protocol Download
- Western Blot (Cell lysate)

  ABL2 monoclonal antibody (M08), clone 5C7 Western Blot analysis of ABL2 expression in Jurkat (Cat # L017V1).

  Protocol Download
- Western Blot (Recombinant protein)

  Protocol Download

Gene Info — ABL2

Entrez GeneID	27

Copyright © 2023 Abnova Corporation. All Rights Reserved.

GeneBank Accession#	BC065912
Protein Accession#	AAH65912
Gene Name	ABL2
Gene Alias	ABLL, ARG, FLJ22224, FLJ31718, FLJ41441
Gene Description	v-abl Abelson murine leukemia viral oncogene homolog 2 (arg, Abelson-related gene)
Omim ID	164690
Gene Ontology	Hyperlink
Gene Summary	This gene encodes a member of the Abelson family of nonreceptor tyrosine protein kinase. The protein is highly similar to the ABL1 protein, including the tyrosine kinase, SH2 and SH3 domains, and has a role in cytoskeletal rearrangements by its C-terminal F-actin- and microtubule-binding sequences. This gene is expressed in both normal and tumor cells, and is involved in translocation with the ETV6 gene in leukemia. Multiple alternatively spliced transcript variants encoding different protein isoforms have been found for this gene. [provided by RefSeq
Other Designations	Abelson murine leukemia viral (v-abl) oncogene homolog 2|Abelson-related gene protein|OTTHUMP00000033139|arg tyrosine kinase|v-abl Abelson murine leukemia viral oncogene homolog 2

Pathway

- ErbB signaling pathway

Disease

- Alzheimer disease
- Cardiovascular Diseases
- Diabetes Complications
- Diabetes Mellitus
- Edema
- Metabolic Syndrome X
- Neoplasms
- Osteoporosis

Copyright © 2023 Abnova Corporation. All Rights Reserved.