RecomAb™ Sm Size

SUZ12 recombinant monoclonal antibody, clone 1B10

Catalog # RAB08091 Size 50 uL

Applications

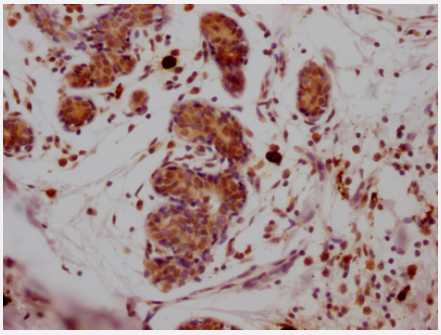

Immunohistochemistry

Immunohistochemistry image of SUZ12 recombinant monoclonal antibody, clone 1B10 diluted at 1:100 and staining in paraffin-embedded human breast cancer performed on a Leica Bond™ system.

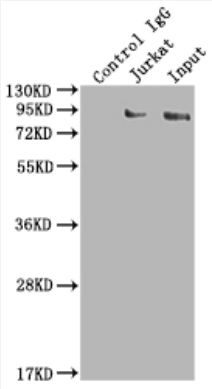

Immunoprecipitation

Immunoprecipitating SUZ12 in K562 whole cell lysate.

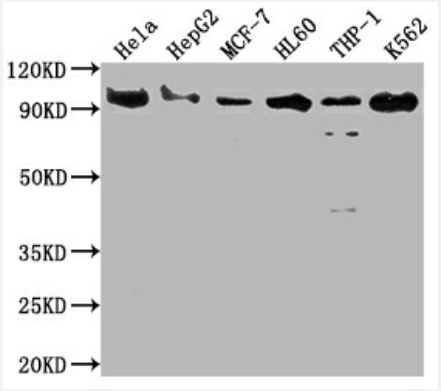

Western Blot

Western Blot analysis of
Lane 1: Hela whole cell lysate;
Lane 2: HepG2 whole cell lysate;
Lane 3: MCF-7 whole cell lysate;
Lane 4: HL60 whole cell lysate;
Lane 5: THP-1 whole cell lysate;
Lane 6: K562 whole cell lysate.

Specification

Copyright © 2023 Abnova Corporation. All Rights Reserved.

Product Description	Rabbit recombinant monoclonal antibody raised against human SUZ12.
Antibody Species	Rabbit
Immunogen	Original antibody is raised against recombinant protein corresponding to full length human SUZ12.
Reactivity	Human
Form	Liquid
Preparation Method	Mammalian cell (HEK293) expression system
Purification	Affinity-chromatography
Isotype	IgG
Recommend Usage	ELISA Immunohistochemistry (1:50-1:200) Immunoprecipitation(1:200-1:1000) Western Blot (1:500-1:5000) The optimal working dilution should be determined by the end user.
Storage Buffer	In PBS, pH7.4 (150mM NaCl, 50% glycerol and 0.02% sodium azide)
Storage Instruction	Store at -20 °C or -80 °C. Aliquot to avoid repeated freezing and thawing.
Note	This product contains sodium azide: a POISONOUS AND HAZARDOUS SUBSTANCE which shoul d be handled by trained staff only.

Applications

- Immunohistochemistry

  Immunohistochemistry image of SUZ12 recombinant monoclonal antibody, clone 1B10 diluted at 1:100 and staining in paraffin-embedded human breast cancer performed on a Leica Bond™ system.

- Enzyme-linked Immunoabsorbent Assay

- Immunoprecipitation

  Immunoprecipitating SUZ12 in K562 whole cell lysate.

Copyright © 2023 Abnova Corporation. All Rights Reserved.

- Western Blot

Western Blot analysis of
Lane 1: Hela whole cell lysate;
Lane 2: HepG2 whole cell lysate;
Lane 3: MCF-7 whole cell lysate;
Lane 4: HL60 whole cell lysate;
Lane 5: THP-1 whole cell lysate;
Lane 6: K562 whole cell lysate.

Gene Info — SUZ12

Entrez GeneID	23512
Protein Accession#	Q15022
Gene Name	SUZ12
Gene Alias	CHET9, JJAZ1, KIAA0160
Gene Description	suppressor of zeste 12 homolog (Drosophila)
Omim ID	606245
Gene Ontology	Hyperlink
Gene Summary	This zinc finger gene has been identified at the breakpoints of a recurrent chromosomal translocation reported in endometrial stromal sarcoma. Recombination of these breakpoints results in the fusion of this gene and JAZF1. The protein encoded by this gene contains a zinc finger domain in the C terminus of the coding region. [provided by RefSeq
Other Designations	joined to JAZF1

Copyright © 2023 Abnova Corporation. All Rights Reserved.