RecomAb™ Sm Size

MAP2K1 recombinant monoclonal antibody, clone 9B6

Catalog # RAB08035 Size 50 uL

Applications

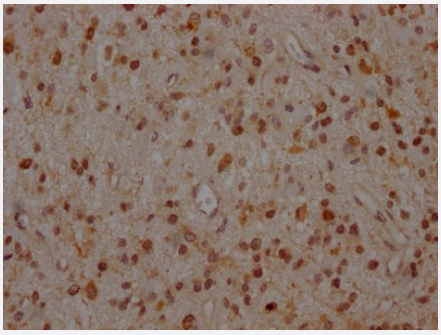

Immunohistochemistry

Immunohistochemistry image of MAP2K1 recombinant monoclonal antibody, clone 9B6 diluted at 1:100 and staining in paraffin-embedded human glioma cancer performed on a Leica Bond™ system.

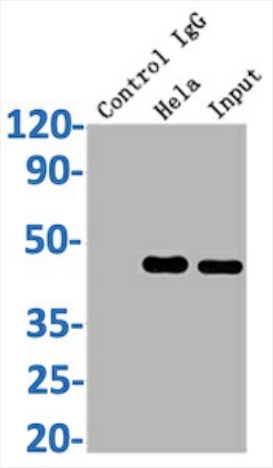

Immunoprecipitation

Immunoprecipitating MAP2K1 in Hela whole cell lysate.

Copyright © 2023 Abnova Corporation. All Rights Reserved.

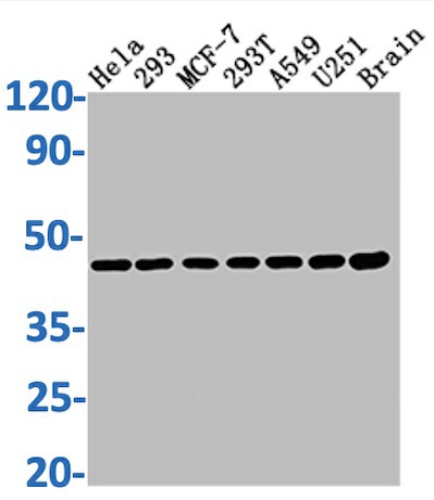

Western Blot

Western Blot analysis of
Lane 1: Hela whole cell lysate;
Lane 2: 293 whole cell lysate;
Lane 3: MCF-7 whole cell lysate;
Lane 4: 293T whole cell lysate;
Lane 5: A549 whole cell lysate;
Lane 6: U251 whole cell lysate;
Lane 7: Rat brain tissue.

Specification

Product Description	Rabbit recombinant monoclonal antibody raised against human and rat MAP2K1.
Antibody Species	Rabbit
Immunogen	Original antibody is raised against recombinant protein corresponding to full length human MAP2K1.
Reactivity	Human, Rat
Form	Liquid
Preparation Method	Mammalian cell (HEK293) expression system
Purification	Affinity-chromatography
Isotype	IgG
Recommend Usage	ELISA Immunohistochemistry (1:50-1:200) Immunoprecipitation(1:200-1:1000) Western Blot (1:500-1:5000) The optimal working dilution should be determined by the end user.
Storage Buffer	In PBS, pH7.4 (150mM NaCl, 50% glycerol and 0.02% sodium azide)
Storage Instruction	store at -20 °C or -80 °C. Aliquot to avoid repeated freezing and thawing.
Note	This product contains sodium azide: a POISONOUS AND HAZARDOUS SUBSTANCE which shoul d be handled by trained staff only.

Copyright © 2023 Abnova Corporation. All Rights Reserved.

Applications

- Immunohistochemistry

  Immunohistochemistry image of MAP2K1 recombinant monoclonal antibody, clone 9B6 diluted at 1:100 and staining in paraffin-embedded human glioma cancer performed on a Leica Bond™ system.

- Enzyme-linked Immunoabsorbent Assay

- Immunoprecipitation

  Immunoprecipitating MAP2K1 in Hela whole cell lysate.

- Western Blot

  Western Blot analysis of
  Lane 1: Hela whole cell lysate;
  Lane 2: 293 whole cell lysate;
  Lane 3: MCF-7 whole cell lysate;
  Lane 4: 293T whole cell lysate;
  Lane 5: A549 whole cell lysate;
  Lane 6: U251 whole cell lysate;
  Lane 7: Rat brain tissue.

Gene Info — MAP2K1

Entrez GeneID	5604
Protein Accession#	Q02750
Gene Name	MAP2K1
Gene Alias	MAPKK1, MEK1, MKK1, PRKMK1
Gene Description	mitogen-activated protein kinase kinase 1
Omim ID	176872
Gene Ontology	Hyperlink
Gene Summary	The protein encoded by this gene is a member of the dual specificity protein kinase family, which acts as a mitogen-activated protein (MAP) kinase kinase. MAP kinases, also known as extracellular signal-regulated kinases (ERKs), act as an integration point for multiple biochemical signals. This protein kinase lies upstream of MAP kinases and stimulates the enzymatic activity of MAP kinases upon wide variety of extra- and intracellular signals. As an essential component of MAP kinase signal transduction pathway, this kinase is involved in many cellular processes such as proliferation, differentiation, transcription regulation and development. [provided by RefSeq

Copyright © 2023 Abnova Corporation. All Rights Reserved.

Other Designations	protein kinase, mitogen-activated, kinase 1 (MAP kinase kinase 1)

Pathway

- Acute myeloid leukemia
- B cell receptor signaling pathway
- Bladder cancer
- Chemokine signaling pathway
- Chronic myeloid leukemia
- Colorectal cancer
- Dorso-ventral axis formation
- Endometrial cancer
- ErbB signaling pathway
- Fc epsilon RI signaling pathway
- Fc gamma R-mediated phagocytosis
- Focal adhesion
- Gap junction
- Glioma
- GnRH signaling pathway
- Insulin signaling pathway
- Long-term depression
- Long-term potentiation
- MAPK signaling pathway
- Melanogenesis
- Melanoma
- Natural killer cell mediated cytotoxicity
- Neurotrophin signaling pathway

Copyright © 2023 Abnova Corporation. All Rights Reserved.

- Non-small cell lung cancer
- Pancreatic cancer
- Pathways in cancer
- Prion diseases
- Prostate cancer
- Regulation of actin cytoskeleton
- Renal cell carcinoma
- T cell receptor signaling pathway
- Thyroid cancer
- Toll-like receptor signaling pathway
- Vascular smooth muscle contraction
- VEGF signaling pathway

Disease

- Abnormalities
- Adenocarcinoma
- Carcinoma
- Cognition Disorders
- Developmental Disabilities
- Ectodermal Dysplasia
- Genetic Predisposition to Disease
- Glioma
- Heart Defects
- LEOPARD Syndrome
- Lung Neoplasms
- Mental Retardation

Copyright © 2023 Abnova Corporation. All Rights Reserved.

- Noonan Syndrome
- Pancreatic Neoplasms
- Skin Abnormalities
- Syndrome

Copyright © 2023 Abnova Corporation. All Rights Reserved.