RecomAb™

HMGB1 recombinant monoclonal antibody, clone 1E7

Catalog # RAB07807 Size 100 uL

Applications

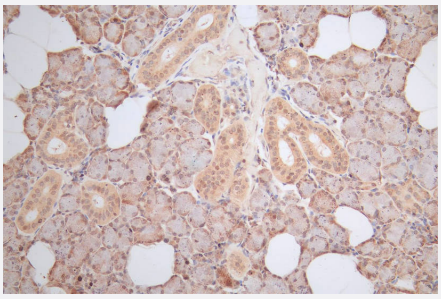

Immunohistochemistry

Immunohistochemistry image of HMGB1 recombinant monoclonal antibody, clone 1E7 diluted at 1:100 and staining in paraffin-embedded human salivary gland tissue performed on a Leica BondTM system.

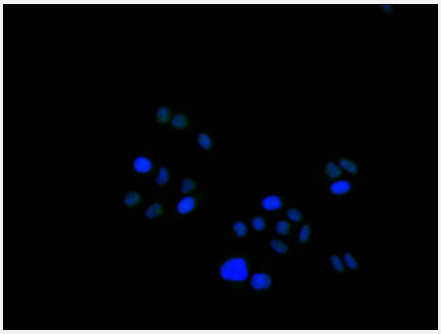

Immunofluorescence

Immunofluorescence staining of Hela Cells with HMGB1 recombinant monoclonal antibody, clone 1E7 at 1:200, counter-stained with DAPI.

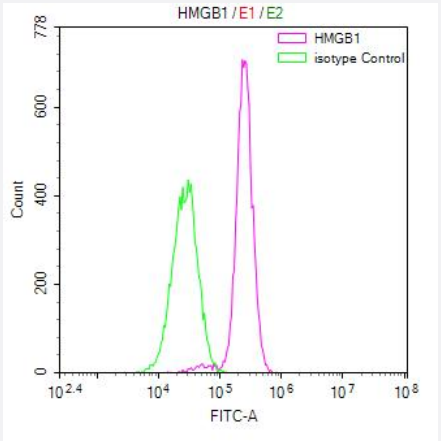

Flow Cytometry

Overlay Peak curve showing Hela cells stained with HMGB1 recombinant monoclonal antibody, clone 1E7 (red line) at 1:50.

Specification

Copyright © 2023 Abnova Corporation. All Rights Reserved.

Product Description	Rabbit recombinant monoclonal antibody raised against human HMGB1.
Antibody Species	Rabbit
Immunogen	Original antibody is raised against a synthetic peptide corresponding to human HMGB1.
Reactivity	Human
Form	Liquid
Preparation Method	Mammalian cell (HEK293) expression system
Purification	Affinity chromatography purification
Isotype	IgG
Recommend Usage	ELISA Flow Cytometry(1:50-1:200) Immunohistochemistry(1:50-1:200) The optimal working dilution should be determined by the end user.
Storage Buffer	In PBS, pH7.4 (150 mM NaCl, 0.02% sodium azide and 50% glycerol)
Storage Instruction	Store at -20°C or -80°C. Aliquot to avoid repeated freezing and thawing.
Note	This product contains sodium azide: a POISONOUS AND HAZARDOUS SUBSTANCE which shoul d be handled by trained staff only.

Applications

- Immunohistochemistry

  Immunohistochemistry image of HMGB1 recombinant monoclonal antibody, clone 1E7 diluted at 1:100 and staining in paraffin-embedded human salivary gland tissue performed on a Leica BondTM system.

- Immunofluorescence

  Immunofluorescence staining of Hela Cells with HMGB1 recombinant monoclonal antibody, clone 1E7 at 1:200, counter-stained with DAPI.

- Flow Cytometry

  Overlay Peak curve showing Hela cells stained with HMGB1 recombinant monoclonal antibody, clone 1E7 (red line) at 1:50.

- Enzyme-linked Immunoabsorbent Assay

Copyright © 2023 Abnova Corporation. All Rights Reserved.

Gene Info — HMGB1

Entrez GeneID	3146
Protein Accession#	P09429
Gene Name	HMGB1
Gene Alias	DKFZp686A04236, HMG1, HMG3, SBP-1
Gene Description	high-mobility group box 1
Omim ID	163905
Gene Ontology	Hyperlink
Other Designations	Amphoterin|OTTHUMP00000018199|OTTHUMP00000190860|Sulfoglucuronyl carbohydrate binding protein|high mobility group box 1|high mobility group protein 1|high-mobility group (nonhistone chromosomal) protein 1

Pathway

- Base excision repair

Disease

- Bone Marrow Neoplasms
- Genetic Predisposition to Disease
- Graft vs Host Disease
- Hematologic Neoplasms
- Puerperal Disorders
- Recurrence
- Sepsis
- Streptococcal Infections
- Systemic Inflammatory Response Syndrome

Copyright © 2023 Abnova Corporation. All Rights Reserved.