RecomAb™

ICAM1 recombinant monoclonal antibody

Catalog # RAB02765 Size 100 uL

Applications

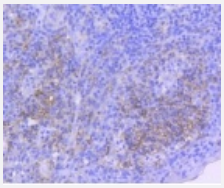

Immunohistochemistry (Formalin/PFA-fixed paraffin-embedded sections)

Immunohistochemical analysis of paraffin-embedded human tonsil tissue using ICAM1 recombinant monoclonal antibody (Cat # RAB02765). Counter stained with hematoxylin.

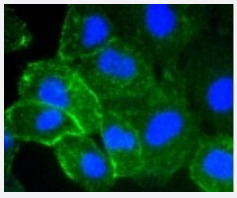

Immunocytochemistry

Immunocytochemical staining of HUVEC cells using ICAM1 recombinant monoclonal antibody (Cat # RAB02765)(green). The nuclear counter stain is DAPI (blue). Cells were fixed in paraformaldehyde, permeabilised with 0.25% Triton *100/PBS.

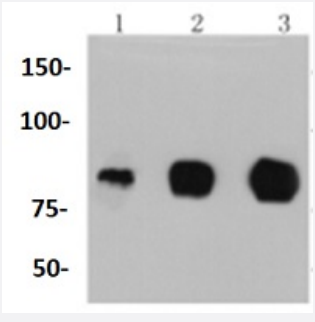

Western Blot (Cell lysate)

Western blot analysis of Lane1:Hela whole cell lysate Lane2:HUVEC whole cell lysate Lane3:Raji whole cell lysate with ICAM1 recombinant monoclonal antibody (Cat # RAB02765) at 1:1000 dilution.

Specification

Product Description	Rabbit recombinant monoclonal antibody raised against ICAM1.

Copyright © 2023 Abnova Corporation. All Rights Reserved.

Antibody Species	Rabbit
Immunogen	Original antibody is raised against recombinant ICAM1.
Theoretical MW (kDa)	58, 96
Reactivity	Human
Specificity	This antibody detects endogenous levels of ICAM-1 and does not cross-react with related proteins.
Form	Liquid
Preparation Method	Mammalian cell (HEK293) expression system
Purification	Protein A purification
Isotype	IgG
Recommend Usage	Immunocytochemistry (1:50-1:200) Immunofluorescence (1:50-1:200) Immunohistochemistry (1:50-1:200) Western Blot (1:1000-1:5000) The optimal working dilution should be determined by the end user.
Storage Buffer	In PBS, pH7.2 (50% glycerol and 0.02% sodium azide)
Storage Instruction	Store at 4°C short term. Aliquot and store at -20°C long term. Avoid freeze-thaw cycles.
Note	This product contains sodium azide: a POISONOUS AND HAZARDOUS SUBSTANCE which shoul d be handled by trained staff only.

Applications

- Immunohistochemistry (Formalin/PFA-fixed paraffin-embedded sections)

  Immunohistochemical analysis of paraffin-embedded human tonsil tissue using ICAM1 recombinant monoclonal antibody (Cat # RAB02765). Counter stained with hematoxylin.

- Immunofluorescence

- Immunocytochemistry

  Immunocytochemical staining of HUVEC cells using ICAM1 recombinant monoclonal antibody (Cat # RAB02765)(green). The nuclear counter stain is DAPI (blue). Cells were fixed in paraformaldehyde, permeabilised with 0.25% Triton *100/PBS.

Copyright © 2023 Abnova Corporation. All Rights Reserved.

- Western Blot (Cell lysate)

  Western blot analysis of Lane1:Hela whole cell lysate Lane2:HUVEC whole cell lysate Lane3:Raji whole cell lysate with ICAM1 recombinant monoclonal antibody (Cat # RAB02765) at 1:1000 dilution.

Gene Info — ICAM1

Entrez GeneID	3383
Protein Accession#	P05362
Gene Name	ICAM1
Gene Alias	BB2, CD54, P3.58
Gene Description	intercellular adhesion molecule 1
Omim ID	147840 248310 611162
Gene Ontology	Hyperlink
Gene Summary	This gene encodes a cell surface glycoprotein which is typically expressed on endothelial cells and cells of the immune system. It binds to integrins of type CD11a / CD18, or CD11b / CD18 and is also exploited by Rhinovirus as a receptor. [provided by RefSeq
Other Designations	cell surface glycoprotein P3.58|human rhinovirus receptor|intercellular adhesion molecule 1 (CD54), human rhinovirus receptor

Pathway

- Cell adhesion molecules (CAMs)
- Leukocyte transendothelial migration
- Natural killer cell mediated cytotoxicity

Disease

- Acute Disease
- Albuminuria
- Alzheimer disease
- Amyotrophic lateral sclerosis

Copyright © 2023 Abnova Corporation. All Rights Reserved.

- Anemia
- Angina Pectoris
- Arterial Occlusive Diseases
- Arthritis
- Asthma
- Astrocytoma
- Atherosclerosis
- Autoimmune Diseases
- Behcet Syndrome
- Biliary Atresia
- Birth Weight
- Blood Coagulation Disorders
- Brain Ischemia
- Breast cancer
- Breast Neoplasms
- Bronchiolitis
- Calcinosis
- Carcinoma
- Cardiovascular Diseases
- Celiac Disease
- Cerebrovascular Accident
- Cerebrovascular Disorders
- Chlamydia Infections
- Cholangitis
- Chronic Disease

Copyright © 2023 Abnova Corporation. All Rights Reserved.

- Cicatrix
- Colitis
- Colorectal Neoplasms
- Common Cold
- Community-Acquired Infections
- Constriction
- Coronary Artery Disease
- Coronary Disease
- Coronary Restenosis
- Crohn Disease
- Dementia
- Diabetes Complications
- Diabetes Mellitus
- Diabetic Nephropathies
- Diabetic Retinopathy
- Disease Progression
- Disease Susceptibility
- Edema
- Encephalitis
- Endometriosis
- Erythema Nodosum
- Esophageal Neoplasms
- Fatigue Syndrome
- Fibrosis
- Gastrointestinal Hemorrhage
- Gastroschisis
- Genetic Diseases

Copyright © 2023 Abnova Corporation. All Rights Reserved.

- Genetic Predisposition to Disease
- Glioblastoma
- Glioma
- Glomerulonephritis
- Graves Disease
- Graves Ophthalmopathy
- Head and Neck Neoplasms
- Hematologic Diseases
- Hepatitis B
- Hepatitis C
- HIV Infections
- Hodgkin Disease
- Hypercholesterolemia
- Hyperlipidemias
- Hypersensitivity
- Hypertension
- Infant
- Infection
- Inflammation
- Inflammatory Bowel Diseases
- Insulin Resistance
- Ischemia
- Kidney Diseases
- Kidney Failure
- Leukemia
- Lung Neoplasms

Copyright © 2023 Abnova Corporation. All Rights Reserved.

- Lymphoma
- Lymphoproliferative Disorders
- Malaria
- Malignant melanoma
- Melanoma
- Meningeal Neoplasms
- Meningioma
- Metabolic Syndrome X
- Migraine Disorders
- Multiple Myeloma
- Multiple Sclerosis
- Multiple System Atrophy
- Myocardial Infarction
- Myocardial Reperfusion Injury
- Neoplasm Recurrence
- Neoplasms
- Obesity
- Occupational Diseases
- Osteoporosis
- Ovarian cancer
- Ovarian Neoplasms
- Pancreatitis
- Parkinson disease
- Periodontitis
- Peripheral Arterial Disease
- Peripheral Vascular Diseases

Copyright © 2023 Abnova Corporation. All Rights Reserved.

- Pneumonia
- Polymyalgia Rheumatica
- Postoperative Complications
- Postoperative Hemorrhage
- Premature Birth
- Prostate cancer
- Prostatic Neoplasms
- Pseudoxanthoma Elasticum
- Pulmonary Disease
- Pulmonary Fibrosis
- Purpura
- Q Fever
- Recurrence
- Respiratory Distress Syndrome
- Respiratory Syncytial Virus Infections
- Sarcoidosis
- Schizophrenia
- Shock
- Skin Neoplasms
- Stroke
- Syndrome
- Systemic Inflammatory Response Syndrome
- Temporal Arteritis
- Thrombosis
- Trachoma
- Urinary Bladder Neoplasms

Copyright © 2023 Abnova Corporation. All Rights Reserved.

- Urinary Tract Infections
- Uveitis
- Vasculitis
- Venous Thrombosis
- Vertebral Artery Dissection
- Vision Disorders
- Waldenstrom Macroglobulinemia
- Werner syndrome

Copyright © 2023 Abnova Corporation. All Rights Reserved.