RecomAb™

FAS recombinant monoclonal antibody

Catalog # RAB02496 Size 100 uL

Applications

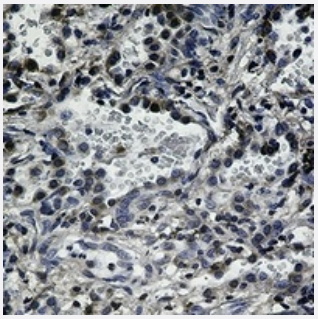

Immunohistochemistry (Formalin/PFA-fixed paraffin-embedded sections)

Immunohistochemical analysis of human lung cancer formalin fixed paraffin embedded tissue section using CD95 recombinant monoclonal antibody (Cat # RAB02496). The section was pre-treated using heat mediated antigen retrieval with sodium citrate buffer (pH 6.81). The section was then incubated with the antibody at room temperature and detected using an HRP conjugated compact polymer system. DAB was used as the chromogen. The section was then counterstained with haematoxylin and mounted with DPX.

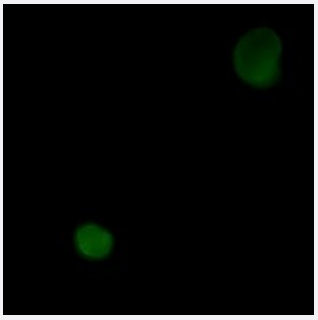

Immunofluorescence

Immunofluorescent analysis of HL60 cells with CD95 recombinant monoclonal antibody (Cat # RAB02496). Formalin-fixed cells were permeabilized with 0.1% Triton X-100 in TBS for 5-10 minutes and blocked with 3% BSA-PBS for 30 minutes at room temperature. Cells were probed with the primary antibody in 3% BSA-PBS and incubated overnight at 4 °C in a hidified chamber. Cells were washed with PBST and incubated with a AF488-conjugated secondary antibody (green) in PBS at room temperature in the dark.

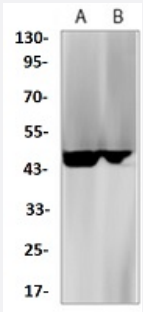

Western Blot (Cell lysate)

Western blot analysis of Hela (A), Jurkat (B) whole cell lysates with CD95 recombinant monoclonal antibody (Cat # RAB02496).

Copyright © 2023 Abnova Corporation. All Rights Reserved.

Specification

Product Description	Rabbit recombinant monoclonal antibody raised against human FAS.
Antibody Species	Rabbit
Immunogen	Original antibody is raised against a synthetic peptide of human FAS.
Theoretical MW (kDa)	45
Reactivity	Human
Specificity	Recognizes endogenous levels of CD95 protein.
Form	Liquid
Preparation Method	Mammalian cell (HEK293) expression system
Purification	Immunogen affinity chromatography
Isotype	IgG
Recommend Usage	Immunocytochemistry (1:50-1:100) Immunofluorescence (1:50-1:100) Immunohistochemistry (1:50-1:100) Western Blot (1:500-1:1000) The optimal working dilution should be determined by the end user.
Storage Buffer	In 50mM Tris-Glycine, pH 7.4 (0.15M NaCl, 50% Glycerol, 0.01% Sodium azide and 0.05% BSA)
Storage Instruction	Store at 4°C short term. Aliquot and store at -20°C long term. Avoid freeze-thaw cycles.
Note	This product contains sodium azide: a POISONOUS AND HAZARDOUS SUBSTANCE which shoul d be handled by trained staff only.

Applications

- Immunohistochemistry (Formalin/PFA-fixed paraffin-embedded sections)

  Immunohistochemical analysis of human lung cancer formalin fixed paraffin embedded tissue section using CD95 recombinant monoclonal antibody (Cat # RAB02496). The section was pre-treated using heat mediated antigen retrieval with sodium citrate buffer (pH 6.81). The section was then incubated with the antibody at room temperature and detected using an HRP conjugated compact polymer system. DAB was used as the chromogen. The section was then counterstained with haematoxylin and mounted with DPX.

Copyright © 2023 Abnova Corporation. All Rights Reserved.

- Immunofluorescence

  Immunofluorescent analysis of HL60 cells with CD95 recombinant monoclonal antibody (Cat # RAB02496). Formalin-fixed cells were permeabilized with 0.1% Triton X-100 in TBS for 5-10 minutes and blocked with 3% BSA-PBS for 30 minutes at room temperature. Cells were probed with the primary antibody in 3% BSA-PBS and incubated overnight at 4 °C in a hidified chamber. Cells were washed with PBST and incubated with a AF488-conjugated secondary antibody (green) in PBS at room temperature in the dark.

- Immunocytochemistry

- Western Blot (Cell lysate)

  Western blot analysis of Hela (A), Jurkat (B) whole cell lysates with CD95 recombinant monoclonal antibody (Cat # RAB02496).

Gene Info — FAS

Entrez GeneID	355
Protein Accession#	P25445
Gene Name	FAS
Gene Alias	ALPS1A, APO-1, APT1, CD95, FAS1, FASTM, TNFRSF6
Gene Description	Fas (TNF receptor superfamily, member 6)
Omim ID	134637 601859
Gene Ontology	Hyperlink
Gene Summary	The protein encoded by this gene is a member of the TNF-receptor superfamily. This receptor co ntains a death domain. It has been shown to play a central role in the physiological regulation of pr ogrammed cell death, and has been implicated in the pathogenesis of various malignancies and diseases of the immune system. The interaction of this receptor with its ligand allows the formatio n of a death-inducing signaling complex that includes Fas-associated death domain protein (FAD D), caspase 8, and caspase 10. The autoproteolytic processing of the caspases in the complex tr iggers a downstream caspase cascade, and leads to apoptosis. This receptor has been also sho wn to activate NF-kappaB, MAPK3/ERK1, and MAPK8/JNK, and is found to be involved in transd ucing the proliferating signals in normal diploid fibroblast and T cells. At least eight alternatively sp liced transcript variants have been described, some of which are candidates for nonsense-mediat ed decay (NMD). The isoforms lacking the transmembrane domain may negatively regulate the a poptosis mediated by the full length isoform. [provided by RefSeq
Other Designations	APO-1 cell surface antigen|CD95 antigen|Fas AMA|Fas antigen|OTTHUMP00000020045|OTTH UMP00000020046|OTTHUMP00000020051|OTTHUMP00000059646|apoptosis antigen 1|tumo r necrosis factor receptor superfamily member 6|tumor necrosis factor receptor superfamily, mem

Copyright © 2023 Abnova Corporation. All Rights Reserved.

Pathway

- Allograft rejection
- Apoptosis
- Autoimmune thyroid disease
- Cytokine-cytokine receptor interaction
- Graft-versus-host disease
- MAPK signaling pathway
- Natural killer cell mediated cytotoxicity
- p53 signaling pathway
- Pathways in cancer
- Type I diabetes mellitus

Disease

- Acquired Immunodeficiency Syndrome
- Acute Disease
- Adenocarcinoma
- Alzheimer disease
- Arthritis
- Asthma
- Atherosclerosis
- Atrophy
- Autoimmune Diseases
- Autoimmune Lymphoproliferative Syndrome
- Azoospermia
- Bone Neoplasms

Copyright © 2023 Abnova Corporation. All Rights Reserved.

- Breast cancer
- Breast Neoplasms
- Carcinoma
- Carcinoma in Situ
- Cardiovascular Diseases
- Celiac Disease
- Cervical Intraepithelial Neoplasia
- Cognition Disorders
- Colitis
- Colorectal Neoplasms
- Connective Tissue Diseases
- Crohn Disease
- Diabetes Complications
- Diabetes Mellitus
- Disease Progression
- DNA Damage
- Ductus Arteriosus
- Edema
- Endometriosis
- Esophageal Neoplasms
- Eye Diseases
- Fetal Diseases
- Fetal Growth Retardation
- Fetal Membranes
- Gastroesophageal Reflux
- Genetic Predisposition to Disease

Copyright © 2023 Abnova Corporation. All Rights Reserved.

- Genital Neoplasms
- Glaucoma
- Graves Disease
- Head and Neck Neoplasms
- Helicobacter Infections
- HELLP Syndrome
- Hematologic Diseases
- Hepatitis
- Hepatitis B
- Hepatitis C
- HIV Infections
- HIV-Associated Lipodystrophy Syndrome
- Hodgkin Disease
- HTLV-I Infections
- Hyperlipidemias
- Hypertension
- Infant
- Infection
- Infertility
- Inflammation
- Inflammatory Bowel Diseases
- Insulin Resistance
- Intestinal Neoplasms
- Kidney Failure
- Leber hereditary optic neuropathy
- Leukemia

Copyright © 2023 Abnova Corporation. All Rights Reserved.

- Leukoplakia
- Lung carcinoma
- Lung Neoplasms
- Lupus Erythematosus
- Lymphatic Metastasis
- Lymphocytosis
- Lymphoma
- Lymphoproliferative Disorders
- Malignant melanoma
- Melanoma
- Metabolic Syndrome X
- Mitochondrial Diseases
- Mouth Neoplasms
- Multiple Myeloma
- Multiple Sclerosis
- Musculoskeletal Diseases
- Myocardial Infarction
- Nasopharyngeal Neoplasms
- Necrosis
- Neoplasm Metastasis
- Neoplasm Recurrence
- Neoplasms
- Neovascularization
- Obesity
- Occupational Diseases
- Oligospermia

Copyright © 2023 Abnova Corporation. All Rights Reserved.

- Optic Atrophy
- Oral Submucous Fibrosis
- Osteoporosis
- Osteosarcoma
- Ovarian cancer
- Ovarian Neoplasms
- Pancreatic cancer
- Pancreatic Neoplasms
- Papillomavirus Infections
- Pharyngeal Neoplasms
- Polycystic Ovary Syndrome
- Precancerous Conditions
- Pre-Eclampsia
- Pregnancy Complications
- Premature Birth
- Prostatic Neoplasms
- Psychiatric Status Rating Scales
- Pulmonary Disease
- Sarcoidosis
- Scleroderma
- Silicosis
- Skin Diseases
- Skin Neoplasms
- Spondylarthropathies
- Stomach Neoplasms
- Syndrome

Copyright © 2023 Abnova Corporation. All Rights Reserved.

- Thrombocytopenia
- Thyroid Neoplasms
- Tobacco Use Disorder
- Urinary Bladder Neoplasms
- Uterine Cervical Neoplasms
- Vitiligo
- Waldenstrom Macroglobulinemia
- Werner syndrome

Copyright © 2023 Abnova Corporation. All Rights Reserved.