RecomAb™

BSG recombinant monoclonal antibody, clone R04-5B3

Catalog # RAB01810 Size 100 uL

Applications

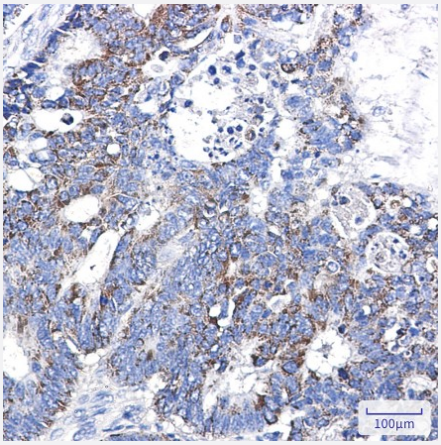

Immunohistochemistry (Formalin/PFA-fixed paraffin-embedded sections)

Immunohistochemical staining (Formalin-fixed paraffin-embedded sections) of human colon cancer with BSG recombinant monoclonal antibody, clone R04-5B3 (Cat # RAB01810).

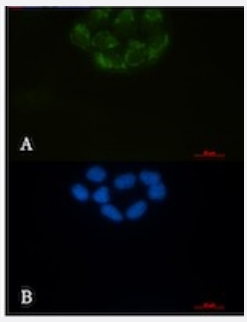

Immunocytochemistry

Immunocytochemical staining of HeLa with BSG recombinant monoclonal antibody, clone R04-5B3 (Cat # RAB01810).(A) BSG (green) and (B) DAPI (blue).

Copyright © 2023 Abnova Corporation. All Rights Reserved.

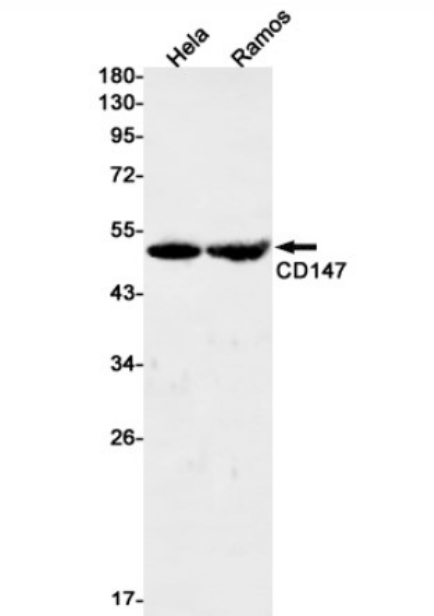

Western Blot

Western Blot analysis of Hela, Ramos lysates with BSG recombinant monoclonal antibody, clone R04-5B3 (Cat # RAB01810).

Specification

Product Description	Rabbit recombinant monoclonal antibody raised against human BSG.
Antibody Species	Rabbit
Immunogen	Original antibody is raised against a synthetic peptide corresponding to human BSG.
Theoretical MW (kDa)	Calculated MW: 42 kD
Reactivity	Human
Form	Liquid
Preparation Method	Mammalian cell (CHO) expression system
Purification	Affinity purification
Isotype	IgG
Recommend Usage	Immunocytochemistry Immunofluorescence (1:50-1:200) Immunohistochemistry (1:50-1/100) Western Blot (1:500-1:1000) The optimal working dilution should be determined by the end user.
Storage Buffer	In 50 mM Tris-Glycine pH 7.4 (0.15 M NaCl, 40% Glycerol, 0.01% Sodium azide and 0.05% BSA).
Storage Instruction	Store at -20 °C. Aliquot to avoid repeated freezing and thawing.

Copyright © 2023 Abnova Corporation. All Rights Reserved.

Note	This product contains sodium azide: a POISONOUS AND HAZARDOUS SUBSTANCE which shoul d be handled by trained staff only.

Applications

- Immunohistochemistry (Formalin/PFA-fixed paraffin-embedded sections)

  Immunohistochemical staining (Formalin-fixed paraffin-embedded sections) of human colon cancer with BSG recombinant monoclonal antibody, clone R04-5B3 (Cat # RAB01810).

- Immunohistochemistry

- Immunofluorescence

- Immunocytochemistry

  Immunocytochemical staining of HeLa with BSG recombinant monoclonal antibody, clone R04-5B3 (Cat # RAB01810).(A) BSG (green) and (B) DAPI (blue).

- Western Blot

  Western Blot analysis of Hela, Ramos lysates with BSG recombinant monoclonal antibody, clone R04-5B3 (Cat # RAB01810).

Gene Info — BSG

Entrez GeneID	682
Protein Accession#	P35613
Gene Name	BSG
Gene Alias	5F7, CD147, EMMPRIN, M6, OK, TCSF
Gene Description	basigin (Ok blood group)
Omim ID	109480 111380
Gene Ontology	Hyperlink
Gene Summary	The protein encoded by this gene is a plasma membrane protein that is important in spermatoge nesis, embryo implantation, neural network formation, and tumor progression. The encoded protei n is also a member of the immunoglobulin superfamily. Multiple transcript variants encoding differ ent isoforms have been found for this gene. [provided by RefSeq
Other Designations	CD147 antigen|M6 leukocyte activation antigen|OK blood group antigen|basigin|collagenase stim ulatory factor|extracellular matrix metalloproteinase inducer

Copyright © 2023 Abnova Corporation. All Rights Reserved.

Disease

- Cardiovascular Diseases
- Diabetes Mellitus
- Edema

Copyright © 2023 Abnova Corporation. All Rights Reserved.