RecomAb™

IL2RA recombinant monoclonal antibody, clone Basiliximab

Catalog # RAB01170 Size 200 ug

Applications

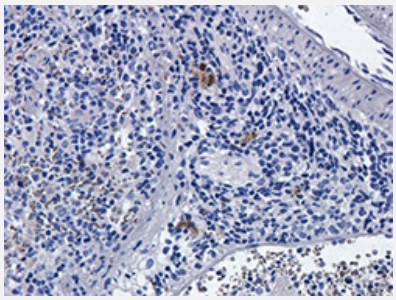

Immunohistochemistry

Immunohistochemistry analysis of Formalin fixed rat spleen slices were were stained at 5 ug/mL. The anti-human CD25 antibody also shows some cross-reactivity with rat in IHC.

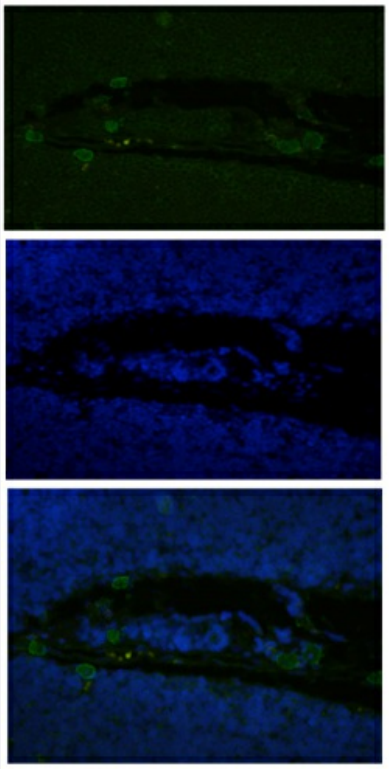

Immunofluorescence

Immunofluorescence analysis of formaldehyde-fixed rat thymus slices were stained at 5 ug/mL and detected with a FITC-conjugated secondary antibody.

Copyright © 2023 Abnova Corporation. All Rights Reserved.

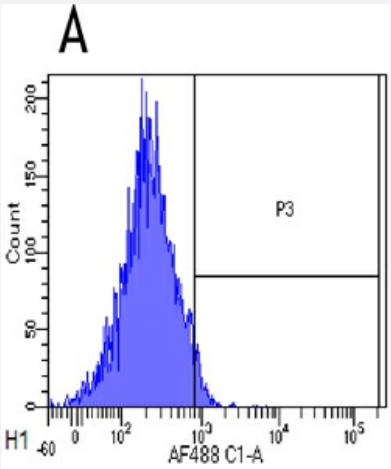

Flow Cytometry

Flow-cytometry were stained with an isotype control at a concentration of 1 ug/mL for 30 mins at RT. After washing, bound antibody was detected using a AF488 conjugated donkey anti-rabbit antibody and cells analysed on a FACSCanto flow-cytometer.

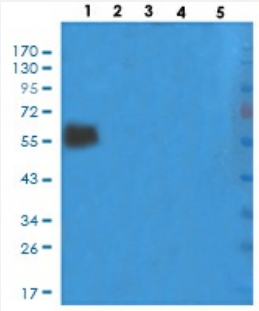

Western Blot

Western Blot analysis were resolved on a 10% SDS PAGE gel and blots probed at 1 ug/mL before being detected by a secondary antibody.

Specification

Product Description	Mouse recombinant monoclonal antibody raised against human IL-2R.
Antibody Species	Mouse
Immunogen	Original antibody is raised against by immunizing BALB/c mice with CTC 16 cells
Reactivity	Human
Specificity	Basiliximab recognises the human IL-2R and binds to the epitope (116)ERIYHFV(122) within the extracellular domain of the CD25 subunit – binding is abolished when 2 or more residues within the epitope are mutated. This epitope overlaps with the interaction site of CD25 and IL-2. CD25 is found in the high-affinity IL-2R (αβγc) - T cells only express CD25 upon activation. IL-2 binding to IL-2R on T cells modulates proliferation and differentiation.
Form	Liquid
Preparation Method	Mammalian cell (HEK293) expression system
Purification	Protein A affinity purification
Isotype	IgG1, Kappa

Copyright © 2023 Abnova Corporation. All Rights Reserved.

Recommend Usage	Flow cytometry Immunofluorescence Immunohistochemistry Western Blot The optimal working dilution should be determined by the end user.
Storage Buffer	In PBS with 0.02% Proclin 300
Storage Instruction	Store at 4°C for up to 3 months. For longer storage, aliquot and store at -20°C.

Applications

- ### Immunohistochemistry

  Immunohistochemistry analysis of Formalin fixed rat spleen slices were were stained at 5 ug/mL. The anti-human CD25 antibody also shows some cross-reactivity with rat in IHC.

- ### Immunofluorescence

  Immunofluorescence analysis of formaldehyde-fixed rat thymus slices were stained at 5 ug/mL and detected with a FITC-conjugated secondary antibody.

- ### Flow Cytometry

  Flow-cytometry were stained with an isotype control at a concentration of 1 ug/mL for 30 mins at RT. After washing, bound antibody was detected using a AF488 conjugated donkey anti-rabbit antibody and cells analysed on a FACSCanto flow-cytometer.

- ### Western Blot

  Western Blot analysis were resolved on a 10% SDS PAGE gel and blots probed at 1 ug/mL before being detected by a secondary antibody.

Gene Info — IL2RA

Entrez GeneID	3559
Protein Accession#	P01589
Gene Name	IL2RA
Gene Alias	CD25, IDDM10, IL2R, TCGFR
Gene Description	interleukin 2 receptor, alpha
Omim ID	147730 601942
Gene Ontology	Hyperlink

Copyright © 2023 Abnova Corporation. All Rights Reserved.

Gene Summary	The interleukin 2 (IL2) receptor alpha (IL2RA) and beta (IL2RB) chains, together with the common gamma chain (IL2RG), constitute the high-affinity IL2 receptor. Homodimeric alpha chains (IL2RA) result in low-affinity receptor, while homodimeric beta (IL2RB) chains produce a medium-affinity r eceptor. Normally an integral-membrane protein, soluble IL2RA has been isolated and determine d to result from extracellular proteolyisis. Alternately-spliced IL2RA mRNAs have been isolated, b ut the significance of each is presently unknown. [provided by RefSeq
Other Designations	Interleukin-2 receptor|OTTHUMP00000019030|OTTHUMP00000044870|interleukin 2 receptor, al pha chain

Pathway

- Cytokine-cytokine receptor interaction
- Endocytosis
- Hematopoietic cell lineage
- Jak-STAT signaling pathway

Disease

- Acquired Immunodeficiency Syndrome
- Addison Disease
- Alopecia Areata
- Alzheimer Disease
- Arthritis
- Asthma
- Atrial Fibrillation
- Autoimmune Diseases
- Bronchiolitis
- Carcinoma
- Cardiovascular Diseases
- Celiac Disease
- Chorioamnionitis

Copyright © 2023 Abnova Corporation. All Rights Reserved.

- Colitis
- Connective Tissue Diseases
- Crohn Disease
- Diabetes Mellitus
- Disease Progression
- Edema
- Fetal Diseases
- Fetal Membranes
- Genetic Predisposition to Disease
- Graves Disease
- Hyperparathyroidism
- Hypersensitivity
- Infant
- Infection
- Inflammation
- Lupus Erythematosus
- Measles
- Melanoma
- Multiple Sclerosis
- Mumps
- Musculoskeletal Diseases
- Obstetric Labor
- Prediabetic State
- Pre-Eclampsia
- Pregnancy Complications

Copyright © 2023 Abnova Corporation. All Rights Reserved.

- Premature Birth
- Prostatic Neoplasms
- Respiratory Syncytial Virus Infections
- Rubella
- Skin Diseases
- Thyroid Diseases
- Vasculitis
- Vitiligo

Copyright © 2023 Abnova Corporation. All Rights Reserved.