

RecomAb™

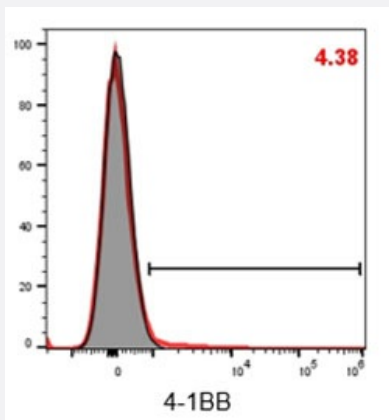
HuAb

4-1BB humanized monoclonal antibody, clone D2D

Catalog # RAB01123-M01J


Size 50 ug

Applications



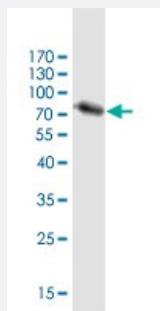
Flow Cytometry

Flow cytometric analysis of human CRC CD3 T cells were treated with 4-1BB Humanized monoclonal antibody, clone D2D (Cat # RAB01123-M01J) to activated human CD3 T cells.



Western Blot (Cell lysate)

4-1BB Humanized monoclonal antibody, clone D2D. Western Blot analysis of 4-1BB expression in Jurkat.



Western Blot detection against Immunogen.

Specification

Product Description	Humanized recombinant monoclonal antibody raised against 4-1BB.
Antibody Species	Human
Immunogen	Human 4-1BB recombinant protein
Reactivity	Human
Form	Liquid
Purification	Protein A sepharose
Isotype	Human IgG1
Quality Control Testing	Antibody Reactive Against Recombinant Protein. Western Blot detection against Immunogen.
Storage Buffer	In PBS, pH 7.4
Storage Instruction	Store at -20°C or lower. Aliquot to avoid repeated freezing and thawing.

Applications

- Flow Cytometry

Flow cytometric analysis of human CRC CD3 T cells were treated with 4-1BB Humanized monoclonal antibody, clone D2D (Cat # RAB01123-M01J) to activated human CD3 T cells.

- Western Blot (Cell lysate)

4-1BB Humanized monoclonal antibody, clone D2D. Western Blot analysis of 4-1BB expression in Jurkat.

[Protocol Download](#)

- Western Blot (Recombinant protein)

[Protocol Download](#)

- ELISA

Gene Info — TNFRSF9

Entrez GeneID [3604](#)

Gene Name	TNFRSF9
Gene Alias	4-1BB, CD137, CDw137, ILA, MGC2172
Gene Description	tumor necrosis factor receptor superfamily, member 9
Omim ID	602250
Gene Ontology	Hyperlink
Gene Summary	The protein encoded by this gene is a member of the TNF-receptor superfamily. This receptor contributes to the clonal expansion, survival, and development of T cells. It can also induce proliferation in peripheral monocytes, enhance T cell apoptosis induced by TCR/CD3 triggered activation, and regulate CD28 co-stimulation to promote Th1 cell responses. The expression of this receptor is induced by lymphocyte activation. TRAF adaptor proteins have been shown to bind to this receptor and transduce the signals leading to activation of NF-kappaB. [provided by RefSeq]
Other Designations	4-1BB ligand receptor CD137 antigen OTTHUMP00000001360 OTTHUMP00000044294 T cell antigen ILA homolog of mouse 4-1BB induced by lymphocyte activation (ILA) interleukin-activated receptor, homolog of mouse Ly63 receptor protein 4-1BB

Pathway

- [Cytokine-cytokine receptor interaction](#)

Disease

- [Asthma](#)
- [Cardiovascular Diseases](#)
- [Diabetes Mellitus](#)
- [Edema](#)
- [Genetic Predisposition to Disease](#)
- [Hematologic Diseases](#)
- [Hodgkin Disease](#)
- [Lymphoproliferative Disorders](#)
- [Multiple Myeloma](#)
- [Occupational Diseases](#)

- [Waldenstrom Macroglobulinemia](#)
- [Werner syndrome](#)