RecomAb™

KRT18 recombinant monoclonal antibody, clone KRT18/2819R

Catalog # RAB00570 Size 100 ug

Applications

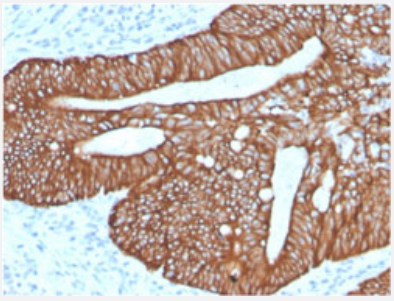

Immunohistochemistry (Formalin/PFA-fixed paraffin-embedded sections)

Immunohistochemical staining of human colon carcinoma.

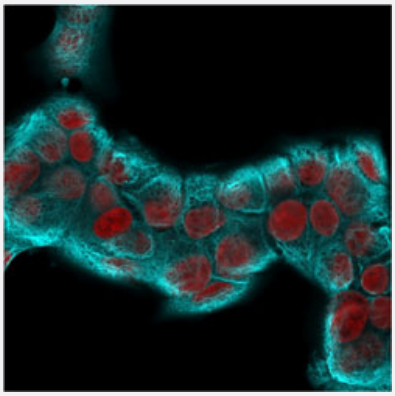

Immunofluorescence

Immunofluorescent staining of MCF-7 cells followed by goat anti-rabbit IgG conjugated to CF488 (Cyan). The nuclear counterstain is Reddot (Red).

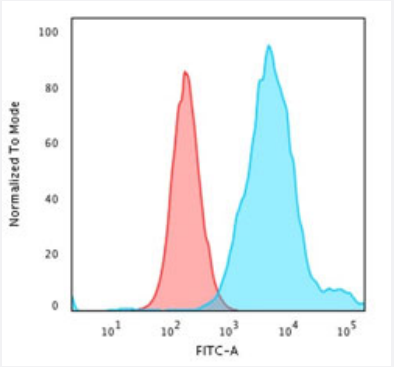

Flow Cytometry

Flow cytometric analysis of PFA-fixed HeLa cells. Goat anti-rabbit IgG-CF488 (Blue) ; Isotype Control (Red).

Copyright © 2023 Abnova Corporation. All Rights Reserved.

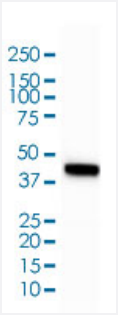

Western Blot (Cell lysate)

Western Blot (cell lysate) analysis of HCT116 cell lysate.

Specification

Product Description	Rabbit recombinant monoclonal antibody raised against full length human KRT18.
Antibody Species	Rabbit
Immunogen	Recombinant protein corresponding to full-length human KRT18.
Reactivity	Bovine, Cat, Dog, Domestic ferret, Goat, Hamster, Horse, Human, Marmoset, Mouse, Pig, Rat, Sheep
Form	Liquid
Purification	Protein A/G purification
Isotype	IgG
Recommend Usage	Flow Cytometry (0.5-1 ug/million cells) Immunofluorescence (1-2 ug/mL) Immunohistochemistry (Formalin/PFA-fixed paraffin-embedded sections) (0.5-1 ug/mL) Western Blot (0.5-2 ug/mL) The optimal working dilution should be determined by the end user.
Storage Buffer	In 1 mg/mL PBS
Storage Instruction	Store at -20 to -80°C.

Applications

- Immunohistochemistry (Formalin/PFA-fixed paraffin-embedded sections)

  Immunohistochemical staining of human colon carcinoma.

Copyright © 2023 Abnova Corporation. All Rights Reserved.

- Immunofluorescence

  Immunofluorescent staining of MCF-7 cells followed by goat anti-rabbit IgG conjugated to CF488 (Cyan). The nuclear counterstain is Reddot (Red).

- Flow Cytometry

  Flow cytometric analysis of PFA-fixed HeLa cells. Goat anti-rabbit IgG-CF488 (Blue) ; Isotype Control (Red).

- Western Blot (Cell lysate)

  Western Blot (cell lysate) analysis of HCT116 cell lysate.

Gene Info — KRT18

Entrez GeneID	3875
Protein Accession#	P05783
Gene Name	KRT18
Gene Alias	CYK18, K18
Gene Description	keratin 18
Omim ID	148070 215600
Gene Ontology	Hyperlink
Gene Summary	KRT18 encodes the type I intermediate filament chain keratin 18. Keratin 18, together with its fila ment partner keratin 8, are perhaps the most commonly found members of the intermediate filam ent gene family. They are expressed in single layer epithelial tissues of the body. Mutations in this gene have been linked to cryptogenic cirrhosis. Two transcript variants encoding the same protei n have been found for this gene. [provided by RefSeq
Other Designations	cell proliferation-inducing protein 46|cytokeratin 18

Pathway

- Pathogenic Escherichia coli infection - EHEC

Disease

- Cleft Lip

Copyright © 2023 Abnova Corporation. All Rights Reserved.

- Cleft Palate
- Drug-Induced Liver Injury
- Genetic Predisposition to Disease
- Liver Cirrhosis
- Liver Failure

Copyright © 2023 Abnova Corporation. All Rights Reserved.