Bioactive HuPro®

BST2 (Human) Recombinant Protein

Catalog # P9934 Size 100 ug

Applications

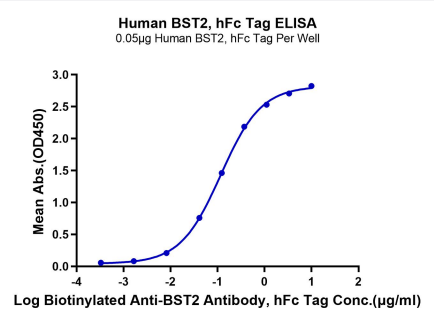

Enzyme-linked Immunoabsorbent Assay

Immobilized Human BST2, hFc Tag at 0.5 ug/mL (100 uL/well) on the plate. Dose response curve for Biotinylated Anti-BST2 Antibody, hFc Tag with the EC50 of 0.12 ug/mL determined by ELISA. determined by ELISA.

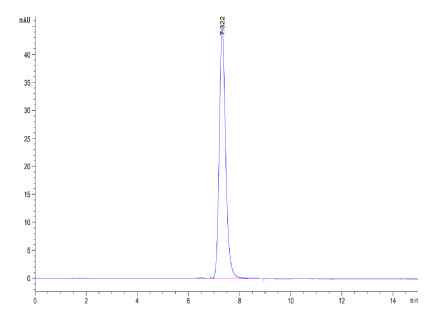

SEC-HPLC

The purity of Human BST2 is greater than 95% as determined by SEC-HPLC.

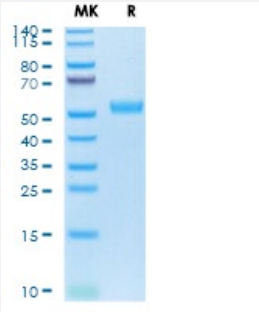

Tris-Bis PAGE

Human BST2 on Tris-Bis PAGE under reduced condition. The purity is greater than 95%.

Specification

Product Description	Human BST2 (Q10589-1, Asn49-Ser161) partial recombinant protein with hFc tag at N-Terminus ex pressed in HEK293 cells.

Copyright © 2023 Abnova Corporation. All Rights Reserved.

Sequence	Asn49-Ser161
Host	Human
Theoretical MW (kDa)	40
Form	Lyophilized
Preparation Method	Mammalian cell (HEK293) expression system
Purity	> 95% as determined by Tris-Bis PAGE; > 95% as determined by HPLC
Endotoxin Level	< 1 EU per 1 ug of protein (determined by LAL method)
Activity	The EC_{50} was 0.12 ug/mL, messured by ELISA at 0.5 ug/mL.
Quality Control Testing	SEC-HPLC and Tris-Bis PAGE SEC-HPLC The purity of Human BST2 is greater than 95% as determined by SEC-HPLC. Tris-Bis PAGE Human BST2 on Tris-Bis PAGE under reduced condition. The purity is greater than 95%.
Recommend Usage	Biological Activity ELISA SDS-PAGE The optimal working dilution should be determined by the end user.
Storage Buffer	Lyophilized from sterile distilled Water is > 100 ug/mL
Storage Instruction	Store at 2°C to 8°C for 1 week. For long term storage, aliquot and store at -20°C to -80°C. Aliquot to avoid repeated freezing and thawing.
Note	Result of bioactivity analysis

Applications

- Functional Study
- Enzyme-linked Immunoabsorbent Assay

  Immobilized Human BST2, hFc Tag at 0.5 ug/mL (100 uL/well) on the plate. Dose response curve for Biotinylated Anti-BST2 Antibody, hFc Tag with the EC50 of 0.12 ug/mL determined by ELISA. determined by ELISA.

- SDS-PAGE

Gene Info — BST2

Copyright © 2023 Abnova Corporation. All Rights Reserved.

Entrez GeneID	684
Protein Accession#	Q10589-1
Gene Name	BST2
Gene Alias	CD317
Gene Description	bone marrow stromal cell antigen 2
Omim ID	600534
Gene Ontology	Hyperlink
Gene Summary	Bone marrow stromal cells are involved in the growth and development of B-cells. The specific fun ction of the protein encoded by the bone marrow stromal cell antigen 2 is undetermined; however, this protein may play a role in pre-B-cell growth and in rheumatoid arthritis. [provided by RefSeq
Other Designations	tetherin

Disease

- Genetic Predisposition to Disease
- Ovarian Neoplasms

Copyright © 2023 Abnova Corporation. All Rights Reserved.