Bioactive CellTx™ HuPro®

SELE (Human) Recombinant Protein

Catalog # P9902 Size 100 ug

Applications

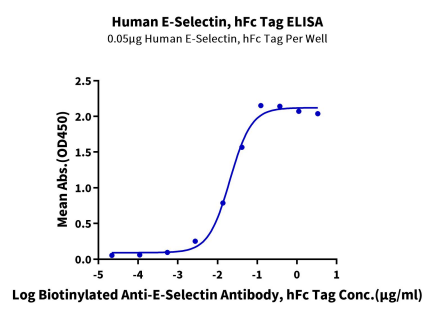

Enzyme-linked Immunoabsorbent Assay

Immobilized Human E-Selectin, hFc Tag at 0.5 ug/mL (100 uL/Well) on the plate. Dose response curve for Biotinylated Anti-E-Selectin Antibody, hFc Tag with the EC50 20.5 ng/mL determined by ELISA.

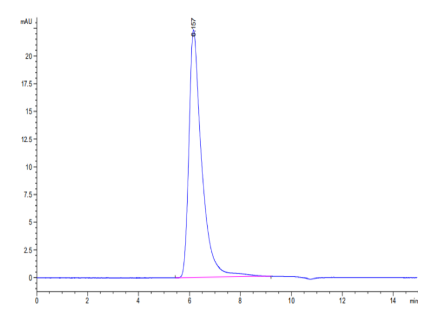

SEC-HPLC

The purity of Human E-selectin is greater than 95% as determined by SEC-HPLC.

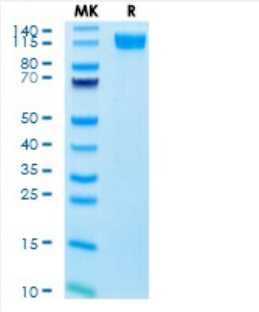

Tris-Bis PAGE

Human E-selectin on Tris-Bis PAGE under reduced conditions. The purity is greater than 95%.

Specification

Product Description	Human SELE (P16581, Trp22-Pro556) partial recombinant protein with hFc tag at C-Terminus expressed in HEK293 cells.

Copyright © 2023 Abnova Corporation. All Rights Reserved.

Sequence	Trp22-Pro556
Host	Human
Theoretical MW (kDa)	85.40000000000001
Form	Lyophilized
Preparation Method	Mammalian cell (HEK293) expression system
Purity	> 95% as determined by Tris-Bis PAGE; > 95% as determined by HPLC
Endotoxin Level	< 1 EU per 1 ug of protein (determined by LAL method)
Activity	The EC_{50} was 20.5 ng/mL, messured by ELISA at 0.5 ug/mL.
Quality Control Testing	SEC-HPLC and Tris-Bis PAGE SEC-HPLC The purity of Human E-selectin is greater than 95% as determined by SEC-HPLC. Tris-Bis PAGE Human E-selectin on Tris-Bis PAGE under reduced conditions. The purity is greater than 95%.
Recommend Usage	Biological Activity ELISA SDS-PAGE The optimal working dilution should be determined by the end user.
Storage Buffer	Lyophilized from sterile distilled Water is > 100 ug/mL
Storage Instruction	Store at 2°C to 8°C for 1 week. For long term storage, aliquot and store at -20°C to -80°C. Aliquot to avoid repeated freezing and thawing.
Note	Result of bioactivity analysis

Applications

- Functional Study
- Enzyme-linked Immunoabsorbent Assay

  Immobilized Human E-Selectin, hFc Tag at 0.5 ug/mL (100 uL/Well) on the plate. Dose response curve for Biotinylated Anti-E-Selectin Antibody, hFc Tag with the EC50 20.5 ng/mL determined by ELISA.
- SDS-PAGE

Gene Info — SELE

Copyright © 2023 Abnova Corporation. All Rights Reserved.

Entrez GeneID	6401
Protein Accession#	P16581
Gene Name	SELE
Gene Alias	CD62E, ELAM, ELAM1, ESEL, LECAM2
Gene Description	selectin E
Omim ID	131210 145500 161950
Gene Ontology	Hyperlink
Gene Summary	The protein encoded by this gene is found in cytokine-stimulated endothelial cells and is thought t o be responsible for the accumulation of blood leukocytes at sites of inflammation by mediating th e adhesion of cells to the vascular lining. It exhibits structural features such as the presence of lecti n- and EGF-like domains followed by short consensus repeat (SCR) domains that contain 6 cons erved cysteine residues. These proteins are part of the selectin family of cell adhesion molecules. Adhesion molecules participate in the interaction between leukocytes and the endothelium and ap pear to be involved in the pathogenesis of atherosclerosis. [provided by RefSeq
Other Designations	OTTHUMP00000032745|endothelial adhesion molecule 1|leukocyte endothelial cell adhesion mo lecule 2

Pathway

- Cell adhesion molecules (CAMs)

Disease

- Acute Disease
- Adenocarcinoma
- Aggressive Periodontitis
- Alzheimer disease
- Amyotrophic lateral sclerosis
- Anemia
- Arterial Occlusive Diseases
- Arteriosclerosis

Copyright © 2023 Abnova Corporation. All Rights Reserved.

- Arthritis
- Asthma
- Atherosclerosis
- Birth Weight
- Blood Coagulation Disorders
- Brain Ischemia
- Bronchiolitis
- Bronchopulmonary Dysplasia
- Calcinosis
- Cardiomyopathies
- Cardiovascular Diseases
- Carotid Artery Diseases
- Carotid Stenosis
- Celiac Disease
- Cerebral Palsy
- Cerebrovascular Accident
- Cerebrovascular Disorders
- Chlamydia Infections
- Chorioamnionitis
- Chronic Periodontitis
- Cicatrix
- Colon cancer
- Colonic Neoplasms
- Colorectal Neoplasms
- Constriction
- Coronary Artery Disease

Copyright © 2023 Abnova Corporation. All Rights Reserved.

- Coronary Disease
- Coronary Restenosis
- Dental Plaque
- Diabetes Complications
- Diabetes Mellitus
- Diabetic Neuropathies
- Diabetic Retinopathy
- Disease Progression
- Edema
- Erythema Nodosum
- Fatigue Syndrome
- Fetal Membranes
- Genetic Diseases
- Genetic Predisposition to Disease
- Gingival Hemorrhage
- Glioblastoma
- Glioma
- Glomerulonephritis
- Graves Disease
- HELLP Syndrome
- Hemorrhage
- Hepatitis B
- Hypercholesterolemia
- Hyperlipoproteinemia Type II
- Hypertension
- Inflammation

Copyright © 2023 Abnova Corporation. All Rights Reserved.

- Intracranial Thrombosis
- Ischemia
- Kidney Failure
- Leukemia
- Limb Deformities
- Lung Neoplasms
- Lupus Erythematosus
- Lymphoma
- Macular Degeneration
- Malaria
- Meningeal Neoplasms
- Meningioma
- Metabolic Diseases
- Metabolic Syndrome X
- Migraine Disorders
- Multiple Sclerosis
- Myocardial Infarction
- Myocardial Reperfusion Injury
- Neoplasm Metastasis
- Neoplasms
- Obesity
- Obstetric Labor
- Osteoporosis
- Pancreatic Neoplasms
- Periodontal Attachment Loss

Copyright © 2023 Abnova Corporation. All Rights Reserved.

- Periodontal Pocket
- Periodontitis
- Peripheral Arterial Disease
- Peripheral Vascular Diseases
- Postoperative Complications
- Postoperative Hemorrhage
- Pre-Eclampsia
- Premature Birth
- Pseudoxanthoma Elasticum
- Psychiatric Status Rating Scales
- Purpura
- Q Fever
- Recurrence
- Renal Insufficiency
- Respiratory Syncytial Virus Infections
- Sarcoidosis
- Schizophrenia
- Sepsis
- Stroke
- Systemic Inflammatory Response Syndrome
- Temporal Arteritis
- Thromboembolism
- Thrombosis
- Trachoma
- Urinary Bladder Neoplasms
- Urinary Tract Infections

Copyright © 2023 Abnova Corporation. All Rights Reserved.

- Vasculitis
- Venous Thrombosis
- Werner syndrome

Copyright © 2023 Abnova Corporation. All Rights Reserved.