Bioactive HuPro®

IL3 (Human) Recombinant Protein

Catalog # P9880 Size 100 ug

Applications

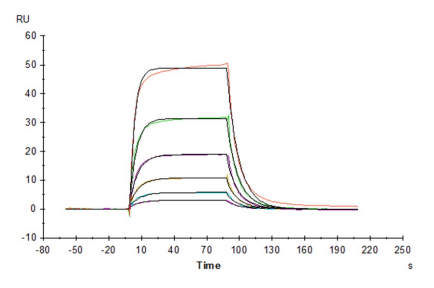

Surface Plasmon Resonance

Human IL-3, hFc Tag captured on CM5 Chip via Protein A can bind Human IL-3 R alpha, His Tag with an affinity constant of 0.276 uM as determined in SPR assay (Biacore T200).

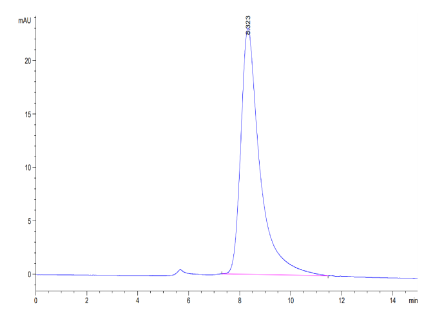

SEC-HPLC

The purity of Human IL-3 is greater than 95% as determined by SEC-HPLC.

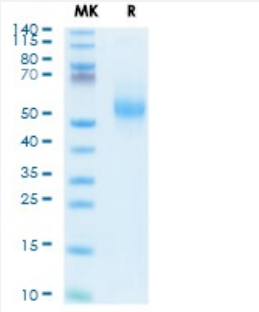

Tris-Bis PAGE

Human IL-3 on Tris-Bis PAGE under reduced condition. The purity is greater than 95%.

Specification

Product Description	Human IL3 (P08700, Ala20-Phe152) partial recombinant protein with hFc tag at C-Terminus expressed in HEK293 cells.

Copyright © 2023 Abnova Corporation. All Rights Reserved.

Sequence	Ala20-Phe152
Host	Human
Theoretical MW (kDa)	41.6
Form	Lyophilized
Preparation Method	Mammalian cell (HEK293) expression system
Purity	> 95% as determined by Tris-Bis PAGE; > 95% as determined by HPLC
Endotoxin Level	< 1 EU per 1 ug of protein (determined by LAL method)
Activity	The affinity constant of 0.276 uM as determined in SPR assay (Biacore T200).
Quality Control Testing	SEC-HPLC and Tris-Bis PAGE SEC-HPLC The purity of Human IL-3 is greater than 95% as determined by SEC-HPLC. Tris-Bis PAGE Human IL-3 on Tris-Bis PAGE under reduced condition. The purity is greater than 95%.
Recommend Usage	Biological Activity SDS-PAGE SPR The optimal working dilution should be determined by the end user.
Storage Buffer	Lyophilized from sterile distilled Water is > 100 ug/mL
Storage Instruction	Store at 2°C to 8°C for 1 week. For long term storage, aliquot and store at -20°C to -80°C. Aliquot to avoid repeated freezing and thawing.
Note	Result of bioactivity analysis

Applications

- Functional Study
- SDS-PAGE
- Surface Plasmon Resonance

  Human IL-3, hFc Tag captured on CM5 Chip via Protein A can bind Human IL-3 R alpha, His Tag with an affinity constant of 0.276 uM as determined in SPR assay (Biacore T200).

Gene Info — IL3

Copyright © 2023 Abnova Corporation. All Rights Reserved.

Entrez GeneID	3562
Protein Accession#	P08700
Gene Name	IL3
Gene Alias	IL-3, MCGF, MGC79398, MGC79399, MULTI-CSF
Gene Description	interleukin 3 (colony-stimulating factor, multiple)
Omim ID	147740
Gene Ontology	Hyperlink
Gene Summary	The protein encoded by this gene is a potent growth promoting cytokine. This cytokine is capable of supporting the proliferation of a broad range of hematopoietic cell types. It is involved in a variety of cell activities such as cell growth, differentiation and apoptosis. This cytokine has been shown to also possess neurotrophic activity, and it may be associated with neurologic disorders. [provided by RefSeq
Other Designations	P-cell stimulating factor|hematopoietic growth factor|interleukin 3|mast-cell growth factor|multilineage-colony-stimulating factor

Pathway

- Apoptosis
- Asthma
- Cytokine-cytokine receptor interaction
- Fc epsilon RI signaling pathway
- Hematopoietic cell lineage
- Jak-STAT signaling pathway

Disease

- Adenocarcinoma
- Alzheimer disease
- Arthritis
- Asthma

Copyright © 2023 Abnova Corporation. All Rights Reserved.

- Bronchial Hyperreactivity
- Bronchiolitis
- Cardiovascular Diseases
- Celiac Disease
- Chorioamnionitis
- Diabetes Complications
- Diabetes Mellitus
- Edema
- Esophageal Neoplasms
- Fetal Membranes
- Genetic Predisposition to Disease
- Graves Disease
- Hyperparathyroidism
- Hypersensitivity
- Hypertension
- Infant
- Kidney Failure
- Lung Neoplasms
- Lymphoma
- Malaria
- Metabolic Syndrome X
- Multiple Sclerosis
- Neoplasms
- Obstetric Labor
- Osteoporosis
- Pre-Eclampsia

Copyright © 2023 Abnova Corporation. All Rights Reserved.

- Pregnancy Complications
- Premature Birth
- Pulmonary Disease
- Respiratory Syncytial Virus Infections
- Rhinitis
- Schizophrenia
- Thyroid Neoplasms
- Urinary Bladder Neoplasms
- Werner syndrome

Copyright © 2023 Abnova Corporation. All Rights Reserved.