Bioactive HuPro®

OSCAR (Human) Recombinant Protein

Catalog # P9850 Size 100 ug

Applications

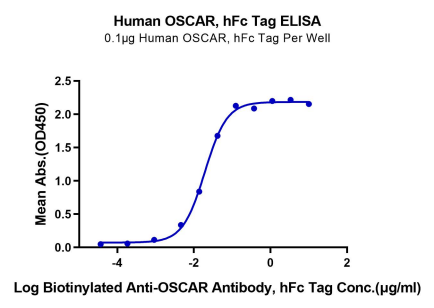

Enzyme-linked Immunoabsorbent Assay

Immobilized Human OSCAR, hFc Tag at 1 ug/mL (100 uL/Well) on the plate. Dose response curve for Biotinylated Anti-OSCAR Antibody, hFc Tag with the EC50 19.2 ng/mL determined by ELISA.

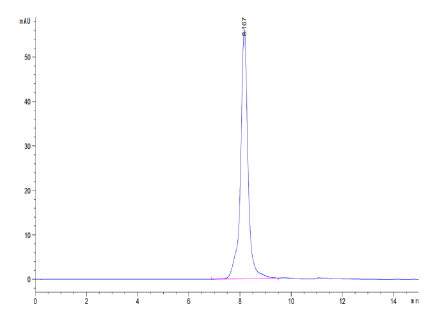

SEC-HPLC

The purity of Human OSCAR is greater than 95% as determined by SEC-HPLC.

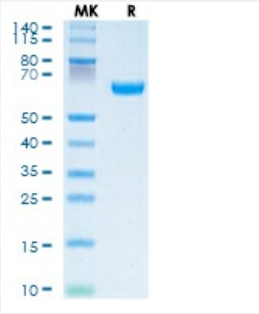

Tris-Bis PAGE

Human OSCAR on Tris-Bis PAGE under reduced condition. The purity is greater than 95%.

Specification

Product Description	Human OSCAR (Q8IYS5-1, Asp19-Ser229) partial recombinant protein with hFc tag at C-Terminus expressed in HEK293 cells.

Copyright © 2023 Abnova Corporation. All Rights Reserved.

Sequence	Asp19-Asn229
Host	Human
Theoretical MW (kDa)	49.8
Form	Lyophilized
Preparation Method	Mammalian cell (HEK293) expression system
Purity	> 95% as determined by Tris-Bis PAGE; > 95% as determined by HPLC
Endotoxin Level	< 1 EU per 1 ug of protein (determined by LAL method)
Activity	The EC_{50} was 19.2 ng/mL, messured by ELISA at 1 ug/mL.
Quality Control Testing	SEC-HPLC and Tris-Bis PAGE SEC-HPLC The purity of Human OSCAR is greater than 95% as determined by SEC-HPLC. Tris-Bis PAGE Human OSCAR on Tris-Bis PAGE under reduced condition. The purity is greater than 95%.
Recommend Usage	Biological Activity ELISA SDS-PAGE The optimal working dilution should be determined by the end user.
Storage Buffer	Lyophilized from sterile distilled Water is > 100 ug/mL
Storage Instruction	Store at 2°C to 8°C for 1 week. For long term storage, aliquot and store at -20°C to -80°C. Aliquot to avoid repeated freezing and thawing.
Note	Result of bioactivity analysis

Applications

- Functional Study
- Enzyme-linked Immunoabsorbent Assay

  Immobilized Human OSCAR, hFc Tag at 1 ug/mL (100 uL/Well) on the plate. Dose response curve for Biotinylated Anti-OSCAR Antibody, hFc Tag with the EC50 19.2 ng/mL determined by ELISA.
- SDS-PAGE

Gene Info — OSCAR

Copyright © 2023 Abnova Corporation. All Rights Reserved.

Entrez GeneID	126014
Protein Accession#	Q8IYS5-1
Gene Name	OSCAR
Gene Alias	MGC33613, PIGR3
Gene Description	osteoclast associated, immunoglobulin-like receptor
Omim ID	606862
Gene Ontology	Hyperlink
Gene Summary	Osteoclasts are multinucleated cells that resorb bone and are essential for bone homeostasis. Thi s gene encodes an osteoclast-associated receptor (OSCAR), which is a member of the leukocyt e receptor complex (LRC) protein family that plays critical roles in the regulation of both innate an d adaptive immune responses. Different from the other LRC members, OSCAR expression is det ected specifically in preosteoclasts or mature osteoclasts. OSCAR may be an important bone-sp ecific regulator of osteoclast differentiation. Multiple alternatively spliced transcript variants encodi ng different isoforms have been found for this gene. [provided by RefSeq
Other Designations	OTTHUMP00000067452|osteoclast associated receptor OSCAR-S1|osteoclast associated rece ptor OSCAR-S2|osteoclast-associated receptor|polymeric immunoglobulin receptor 3

Copyright © 2023 Abnova Corporation. All Rights Reserved.