Bioactive HuPro®

IL1RL2 (Human) Recombinant Protein

Catalog # P9842 Size 100 ug

Applications

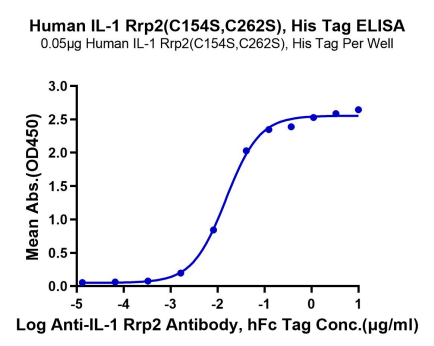

Enzyme-linked Immunoabsorbent Assay

Immobilized Human IL-1 Rrp2 (C154S,C262S) , His Tag at 0.5 ug/mL (100 uL/Well) on the plate. Dose response curve for Anti-IL-1 Rrp-2 Antibody, hFc Tag with the EC50 of 15.1 ng/mL determined by ELISA.

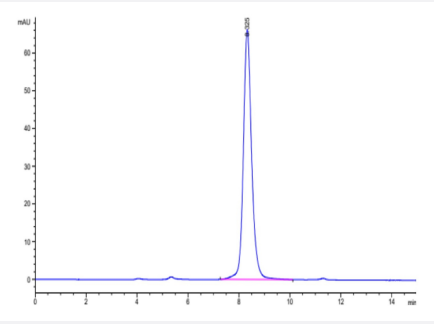

SEC-HPLC

The purity of Human IL-1 Rrp2 (C154S,C262S) is greater than 95% as determined by SEC-HPLC.

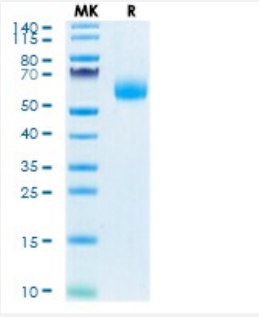

Tris-Bis PAGE

Human IL-1 Rrp2 (C154S,C262S) on Tris-Bis PAGE under reduced condition. The purity is greater than 95%.

Specification

Copyright © 2023 Abnova Corporation. All Rights Reserved.

Product Description	Human IL1RL2 (Q9HB29-1, Asp20-Tyr337) partial recombinant protein with His tag at C-terminus expressed in HEK293 cells.
Sequence	Asp20-Tyr337(C154S,C262S)
Host	Human
Theoretical MW (kDa)	37.2
Form	Lyophilized
Preparation Method	Mammalian cell (HEK293) expression system
Purity	> 95% as determined by Tris-Bis PAGE; > 95% as determined by HPLC
Endotoxin Level	< 1 EU per 1 ug of protein (determined by LAL method)
Activity	The EC_{50} was 15.1 ng/mL, messured by ELISA at 0.5 ug/mL.
Quality Control Testing	SEC-HPLC and Tris-Bis PAGE SEC-HPLC The purity of Human IL-1 Rrp2 (C154S,C262S) is greater than 95% as determined by SEC-HPLC. Tris-Bis PAGE Human IL-1 Rrp2 (C154S,C262S) on Tris-Bis PAGE under reduced condition. The purity is greater than 95%.
Recommend Usage	Biological Activity ELISA SDS-PAGE The optimal working dilution should be determined by the end user.
Storage Buffer	Lyophilized from sterile distilled Water is > 100 ug/mL
Storage Instruction	Store at 2°C to 8°C for 1 week. For long term storage, aliquot and store at -20°C to -80°C. Aliquot to avoid repeated freezing and thawing.
Note	Result of bioactivity analysis

Applications

- Functional Study
- Enzyme-linked Immunoabsorbent Assay

  Immobilized Human IL-1 Rrp2 (C154S,C262S) , His Tag at 0.5 ug/mL (100 uL/Well) on the plate. Dose response curve for Anti-IL-1 Rrp-2 Antibody, hFc Tag with the EC50 of 15.1 ng/mL determined by ELISA.
- SDS-PAGE

Copyright © 2023 Abnova Corporation. All Rights Reserved.

Gene Info — IL1RL2

Entrez GeneID	8808
Protein Accession#	Q9HB29-1
Gene Name	IL1RL2
Gene Alias	IL1R-rp2, IL1RRP2
Gene Description	interleukin 1 receptor-like 2
Omim ID	604512
Gene Ontology	Hyperlink
Gene Summary	The protein encoded by this gene is a member of the interleukin 1 receptor family. An experiment with transient gene expression demonstrated that this receptor was incapable of binding to interleukin 1 alpha and interleukin 1 beta with high affinity. This gene and four other interleukin 1 receptor family genes, including interleukin 1 receptor, type I (IL1R1), interleukin 1 receptor, type II (IL1R2), interleukin 1 receptor-like 1 (IL1RL1), and interleukin 18 receptor 1 (IL18R1), form a cytokine receptor gene cluster in a region mapped to chromosome 2q12. [provided by RefSeq
Other Designations	interleukin-1 receptor-related protein 2

Disease

- Genetic Predisposition to Disease
- Hematologic Diseases
- Intervertebral Disk Displacement
- Kidney Failure
- Occupational Diseases
- Osteoarthritis

Copyright © 2023 Abnova Corporation. All Rights Reserved.