Bioactive HuPro®

RNF43 (Human) Recombinant Protein

Catalog # P9827 Size 100 ug

Applications

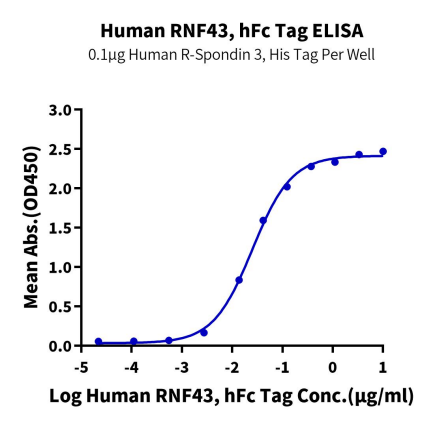

Enzyme-linked Immunoabsorbent Assay

Immobilized Human R-Spondin 3, His Tag at 1 ug/mL (100 uL/well) on the plate. Dose response curve for Human RNF43, hFc Tag with the EC50 of 25.2 ng/mL determined by ELISA (QC Test).

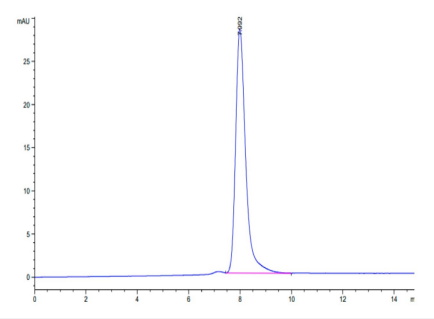

SEC-HPLC

The purity of Human RNF43 is greater than 95% as determined by SEC-HPLC.

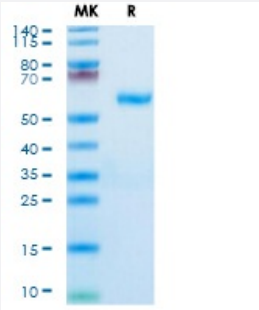

Tris-Bis PAGE

Human RNF43 on Tris-Bis PAGE under reduced condition. The purity is greater than 95%.

Specification

Copyright © 2023 Abnova Corporation. All Rights Reserved.

Product Description	Human RNF43 (Q68DV7-1, Gly24-Tyr197) partial recombinant protein with hFc tag at N-Terminus ex pressed in HEK293 cells.
Sequence	Gly24-Tyr197
Host	Human
Theoretical MW (kDa)	45.8
Form	Lyophilized
Preparation Method	Mammalian cell (HEK293) expression system
Purity	> 95% as determined by Tris-Bis PAGE; > 95% as determined by HPLC
Endotoxin Level	< 1 EU per 1 ug of protein (determined by LAL method)
Activity	The EC_{50} was 25.2 ng/mL, messured by ELISA at 1 ug/mL.
Quality Control Testing	SEC-HPLC and Tris-Bis PAGE SEC-HPLC The purity of Human RNF43 is greater than 95% as determined by SEC-HPLC. Tris-Bis PAGE Human RNF43 on Tris-Bis PAGE under reduced condition. The purity is greater than 95%.
Recommend Usage	Biological Activity ELISA SDS-PAGE The optimal working dilution should be determined by the end user.
Storage Buffer	Lyophilized from sterile distilled Water is > 100 ug/mL
Storage Instruction	Store at 2°C to 8°C for 1 week. For long term storage, aliquot and store at -20°C to -80°C. Aliquot to avoid repeated freezing and thawing.
Note	Result of bioactivity analysis

Applications

- Functional Study
- Enzyme-linked Immunoabsorbent Assay

Immobilized Human R-Spondin 3, His Tag at 1 ug/mL (100 uL/well) on the plate. Dose response curve for Human RNF43, hFc Tag with the EC50 of 25.2 ng/mL determined by ELISA (QC Test).

Copyright © 2023 Abnova Corporation. All Rights Reserved.

- SDS-PAGE

Gene Info — RNF43

Entrez GeneID	54894
Protein Accession#	Q68DV7
Gene Name	RNF43
Gene Alias	DKFZp781H02126, DKFZp781H0392, FLJ20315, FLJ77466, FLJ99338, MGC125630, RNF124, URCC
Gene Description	ring finger protein 43
Gene Ontology	Hyperlink
Gene Summary	RNF43 is a HAP95 (AKAP8L; MIM 609475) binding ubiquitin ligase that promotes cell growth and is upregulated in colon cancer (Yagyu et al., 2004 [PubMed 15492824]; Sugiura et al., 2008 [PubMed 18313049]).[supplied by OMIM
Other Designations	-

Copyright © 2023 Abnova Corporation. All Rights Reserved.