Bioactive CellTx™ HuPro®

FLT4 (Human) Recombinant Protein

Catalog # P9775 Size 100 ug

Applications

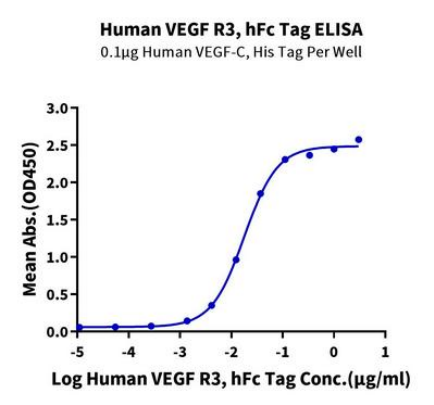

Enzyme-linked Immunoabsorbent Assay

Immobilized Human VEGF-C, His Tag at 1 ug/mL (100 uL/well) on the plate. Dose response curve for Human VEGF R3, hFc Tag with the EC50 of 17.9 ng/mL determined by ELISA.

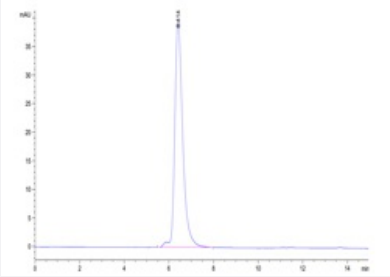

SEC-HPLC

The purity of Human VEGF R3 is greater than 95% as determined by SEC-HPLC.

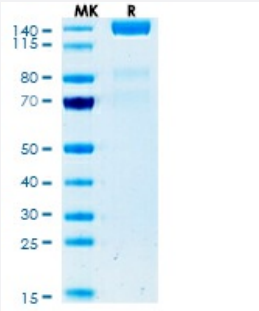

Tris-Bis PAGE

Human VEGF R3 on Tris-Bis PAGE under reduced condition. The purity is greater than 95%.

Specification

Copyright © 2023 Abnova Corporation. All Rights Reserved.

Product Description	Human FLT4 (P35916-1, Tyr25-Ile776) partial recombinant protein with hFc tag at C-Terminus expressed in HEK293 cells.
Sequence	Tyr25-Ile776
Host	Human
Theoretical MW (kDa)	111.3
Form	Lyophilized
Preparation Method	Mammalian cell (HEK293) expression system
Quality Control Testing	SEC-HPLC and Tris-Bis PAGE SEC-HPLC The purity of Human VEGF R3 is greater than 95% as determined by SEC-HPLC. Tris-Bis PAGE Human VEGF R3 on Tris-Bis PAGE under reduced condition. The purity is greater than 95%.
Recommend Usage	Biological Activity ELISA SDS-PAGE The optimal working dilution should be determined by the end user.
Storage Buffer	Lyophilized from sterile distilled Water is > 100 ug/mL
Storage Instruction	Store at 2°C to 8°C for 1 week. For long term storage, aliquot and store at -20°C to -80°C. Aliquot to avoid repeated freezing and thawing.
Note	Result of bioactivity analysis

Applications

- Functional Study
- Enzyme-linked Immunoabsorbent Assay

  Immobilized Human VEGF-C, His Tag at 1 ug/mL (100 uL/well) on the plate. Dose response curve for Human VEGF R3, hFc Tag with the EC50 of 17.9 ng/mL determined by ELISA.
- SDS-PAGE

Gene Info — FLT4

Entrez GeneID	2324

Copyright © 2023 Abnova Corporation. All Rights Reserved.

Protein Accession#	P35916-1
Gene Name	FLT4
Gene Alias	FLT41, LMPH1A, PCL, VEGFR3
Gene Description	fms-related tyrosine kinase 4
Omim ID	136352 153100 602089
Gene Ontology	Hyperlink
Gene Summary	This gene encodes a tyrosine kinase receptor for vascular endothelial growth factors C and D. The protein is thought to be involved in lymphangiogenesis and maintenance of the lymphatic endothelium. Mutations in this gene cause hereditary lymphedema type IA. [provided by RefSeq
Other Designations	soluble VEGFR3 variant 1|soluble VEGFR3 variant 2|soluble VEGFR3 variant 3|vascular endothelial growth factor receptor 3

Pathway

- Cytokine-cytokine receptor interaction
- Focal adhesion

Disease

- Breast cancer
- Cardiovascular Diseases
- Chorioamnionitis
- Chylothorax
- Diabetes Mellitus
- Edema
- Fetal Membranes
- Genetic Predisposition to Disease
- Kidney Failure
- Lymphangiectasis

Copyright © 2023 Abnova Corporation. All Rights Reserved.

- Lymphedema
- Obstetric Labor
- Pre-Eclampsia
- Premature Birth

Copyright © 2023 Abnova Corporation. All Rights Reserved.