Bioactive CellTx™ HuPro®

EGFR (Human) Recombinant Protein

Catalog # P9772 Size 100 ug

Applications

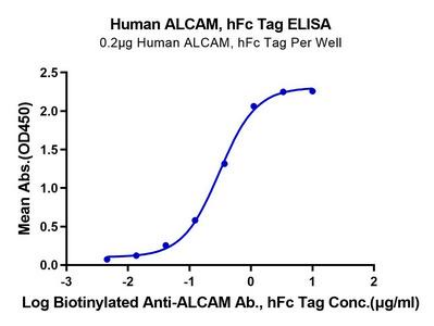

Enzyme-linked Immunoabsorbent Assay

Immobilized Human ALCAM, hFc Tag at 2 ug/mL (100 uL/Well) on the plate. Dose response curve for Biotinylated Anti-ALCAM Antibody, hFc Tag with the EC50 of 0.3 ug/mL determined by ELISA (QC Test).

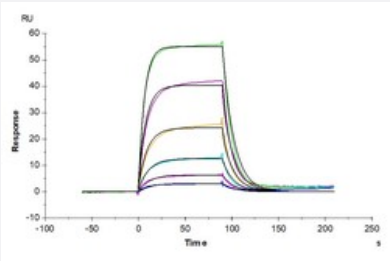

Surface Plasmon Resonance

Human ALCAM, hFc Tag captured on CM5 Chip via Protein A can bind Human CD6, His Tag with an affinity constant of 0.53 uM as determined in SPR assay (Biacore T200).

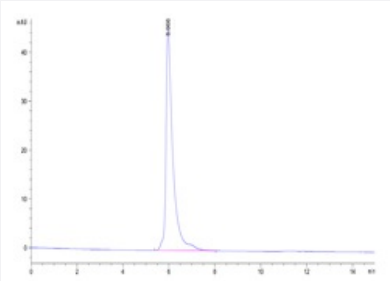

SEC-HPLC

The purity of Human ALCAM is greater than 95% as determined by SEC-HPLC.

Copyright © 2023 Abnova Corporation. All Rights Reserved.

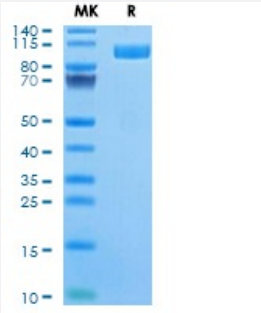

Tris-Bis PAGE

Human ALCAM on Tris-Bis PAGE under reduced condition. The purity is greater than 95%.

Specification

Product Description	Human EGFR (Q13740-1, Trp28-Ala526) partial recombinant protein with hFc tag at C-Terminus expressed in HEK293 cells.
Sequence	Trp28-Ala526
Host	Human
Theoretical MW (kDa)	82.7
Form	Lyophilized
Preparation Method	Mammalian cell (HEK293) expression system
Quality Control Testing	SEC-HPLC and Tris-Bis PAGE SEC-HPLC The purity of Human ALCAM is greater than 95% as determined by SEC-HPLC. Tris-Bis PAGE Human ALCAM on Tris-Bis PAGE under reduced condition. The purity is greater than 95%.
Recommend Usage	Biological Activity ELISA SPR SDS-PAGE The optimal working dilution should be determined by the end user.
Storage Buffer	Lyophilized from sterile distilled Water is > 100 ug/mL
Storage Instruction	Store at 2°C to 8°C for 1 week. For long term storage, aliquot and store at -20°C to -80°C. Aliquot to avoid repeated freezing and thawing.
Note	Result of bioactivity analysis

Applications

- Functional Study

Copyright © 2023 Abnova Corporation. All Rights Reserved.

- Enzyme-linked Immunoabsorbent Assay

  Immobilized Human ALCAM, hFc Tag at 2 ug/mL (100 uL/Well) on the plate. Dose response curve for Biotinylated Anti-ALCAM Antibody, hFc Tag with the EC50 of 0.3 ug/mL determined by ELISA (QC Test).

- SDS-PAGE

- Surface Plasmon Resonance

  Human ALCAM, hFc Tag captured on CM5 Chip via Protein A can bind Human CD6, His Tag with an affinity constant of 0.53 uM as determined in SPR assay (Biacore T200).

Gene Info — EGFR

Entrez GeneID	1956
Protein Accession#	Q13740-1
Gene Name	EGFR
Gene Alias	ERBB, ERBB1, HER1, PIG61, mENA
Gene Description	epidermal growth factor receptor (erythroblastic leukemia viral (v-erb-b) oncogene homolog, avian)
Omim ID	131550 211980
Gene Ontology	Hyperlink
Gene Summary	The protein encoded by this gene is a transmembrane glycoprotein that is a member of the protei n kinase superfamily. This protein is a receptor for members of the epidermal growth factor family. EGFR is a cell surface protein that binds to epidermal growth factor. Binding of the protein to a lig and induces receptor dimerization and tyrosine autophosphorylation and leads to cell proliferation . Mutations in this gene are associated with lung cancer. [provided by RefSeq
Other Designations	avian erythroblastic leukemia viral (v-erb-b) oncogene homolog|cell growth inhibiting protein 40|ce ll proliferation-inducing protein 61|epidermal growth factor receptor

Pathway

- Adherens junction
- Bladder cancer
- Calcium signaling pathway

Copyright © 2023 Abnova Corporation. All Rights Reserved.

- Colorectal cancer
- Cytokine-cytokine receptor interaction
- Dorso-ventral axis formation
- Endocytosis
- Endometrial cancer
- Epithelial cell signaling in Helicobacter pylori infection
- ErbB signaling pathway
- Focal adhesion
- Gap junction
- Glioma
- GnRH signaling pathway
- MAPK signaling pathway
- Melanoma
- Non-small cell lung cancer
- Pancreatic cancer
- Pathways in cancer
- Prostate cancer
- Regulation of actin cytoskeleton

Disease

- Adenocarcinoma
- Anus Neoplasms
- Asthma
- Astrocytoma
- Atherosclerosis

Copyright © 2023 Abnova Corporation. All Rights Reserved.

- Barrett Esophagus
- Bile Duct Neoplasms
- Biliary Tract Neoplasms
- Bipolar Disorder
- Brain Neoplasms
- Breast cancer
- Breast Neoplasms
- Bronchial Hyperreactivity
- Carcinoma
- Cardiomyopathy
- Cardiovascular Diseases
- Cell Transformation
- Central Nervous System Neoplasms
- Cervical Intraepithelial Neoplasia
- Cholangiocarcinoma
- Chromosome Aberrations
- Chromosome Deletion
- Cleft Lip
- Cleft Palate
- Cocarcinogenesis
- Colon cancer
- Colonic Neoplasms
- Colorectal Neoplasms
- Cystadenocarcinoma
- Diabetes Mellitus
- Diarrhea

Copyright © 2023 Abnova Corporation. All Rights Reserved.

- Disease Progression
- Disease Susceptibility
- DNA Damage
- Drug Eruptions
- Drug Toxicity
- Edema
- Endometrial Neoplasms
- Endometriosis
- Esophageal Neoplasms
- Exanthema
- Genetic Diseases
- Genetic Predisposition to Disease
- Glioblastoma
- Glioma
- Head and Neck Neoplasms
- Hepatitis C
- HIV Infections
- Hyperparathyroidism
- Hypersensitivity
- Hypopharyngeal Neoplasms
- Kidney Failure
- Kidney Neoplasms
- Liver Diseases
- Liver Neoplasms
- Lung carcinoma
- Lung Neoplasms

Copyright © 2023 Abnova Corporation. All Rights Reserved.

- Lupus Erythematosus
- Lymphatic Metastasis
- Mental Disorders
- Mouth Neoplasms
- Myoma
- Nasopharyngeal Neoplasms
- Neoplasm Invasiveness
- Neoplasm Metastasis
- Neoplasm Recurrence
- Neoplasms
- Osteosarcoma
- Otorhinolaryngologic Neoplasms
- Ovarian cancer
- Ovarian Neoplasms
- Pancreatic cancer
- Pancreatic Neoplasms
- Papillomavirus Infections
- Polycystic Kidney
- Polycystic kidney disease
- Precancerous Conditions
- Prostate cancer
- Prostatic Hyperplasia
- Prostatic Neoplasms
- Pulmonary Disease
- Ras oncogene
- Rectal Neoplasms

Copyright © 2023 Abnova Corporation. All Rights Reserved.

- Recurrence
- Skin Neoplasms
- Small Cell Lung Carcinoma
- Stomach Neoplasms
- Thyroid Neoplasms
- Tongue Neoplasms
- Tonsillar Neoplasms
- Urinary Bladder Neoplasms
- Urinary Calculi
- Uterine Cervical Neoplasms
- Uterine Neoplasms
- Viremia
- Werner syndrome

Copyright © 2023 Abnova Corporation. All Rights Reserved.