Bioactive HuPro®

FCGRT/B2M (Human) Recombinant Protein

Catalog # P9771 Size 100 ug

Applications

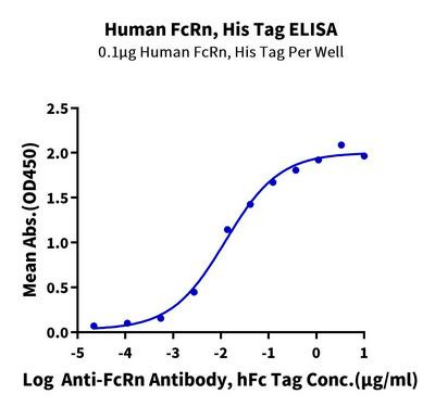

Enzyme-linked Immunoabsorbent Assay

Immobilized Human FcRn, His Tag at 1 ug/mL (100 uL/well) on the plate. Dose response curve for Anti-FcRn Antibody, hFc Tag with the EC50 of 12.4 ng/mL determined by ELISA (QC Test).

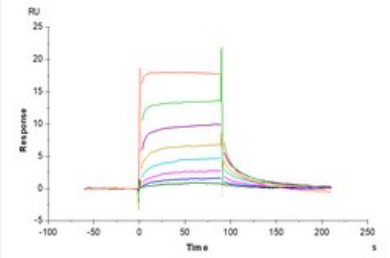

Surface Plasmon Resonance

Human FcRn, His Tag captured on CM5 Chip via anti-his antibody can bind Human IgG1 Fc, No Tag with an affinity constant of 0.28 uM as determined in SPR assay (Biacore T200).

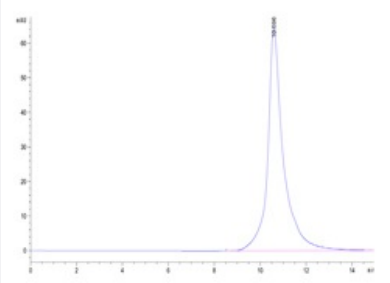

SEC-HPLC

The purity of Human FcRn is greater than 95% as determined by SEC-HPLC.

Copyright © 2023 Abnova Corporation. All Rights Reserved.

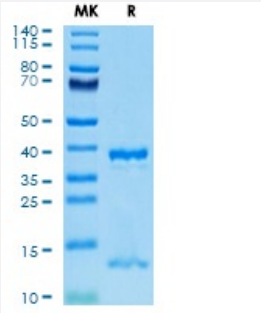

Tris-Bis PAGE

Human FcRn on Tris-Bis PAGE under reduced condition. The purity is greater than 95%.

Specification

Product Description	Human FCGRT | B2M (P55899-1 | P61769-1, Ala24-Ser297 | Ile21-Met119) partial recombinant protein with His tag at C-Terminus expressed in HEK293 cells.
Sequence	Ala24-Ser297 | Ile21-Met119
Host	Human
Theoretical MW (kDa)	31.5
Form	Lyophilized
Preparation Method	Mammalian cell (HEK293) expression system
Quality Control Testing	SEC-HPLC and Tris-Bis PAGE SEC-HPLC The purity of Human FcRn is greater than 95% as determined by SEC-HPLC. Tris-Bis PAGE Human FcRn on Tris-Bis PAGE under reduced condition. The purity is greater than 95%.
Recommend Usage	Biological Activity ELISA SPR SDS-PAGE The optimal working dilution should be determined by the end user.
Storage Buffer	Lyophilized from sterile distilled Water is > 100 ug/mL
Storage Instruction	Store at 2°C to 8°C for 1 week. For long term storage, aliquot and store at -20°C to -80°C. Aliquot to avoid repeated freezing and thawing.
Note	Result of bioactivity analysis

Applications

- Functional Study

Copyright © 2023 Abnova Corporation. All Rights Reserved.

- Enzyme-linked Immunoabsorbent Assay

  Immobilized Human FcRn, His Tag at 1 ug/mL (100 uL/well) on the plate. Dose response curve for Anti-FcRn Antibody, hFc Tag with the EC50 of 12.4 ng/mL determined by ELISA (QC Test).

- SDS-PAGE

- Surface Plasmon Resonance

  Human FcRn, His Tag captured on CM5 Chip via anti-his antibody can bind Human IgG1 Fc, No Tag with an affinity constant of 0.28 uM as determined in SPR assay (Biacore T200).

Gene Info — B2M

Entrez GeneID	567
Protein Accession#	P55899-1(FCGRT) | P61769-1(B2M)
Gene Name	B2M
Gene Alias	-
Gene Description	beta-2-microglobulin
Omim ID	109700 241600
Gene Ontology	Hyperlink
Gene Summary	This gene encodes a serum protein found in association with the major histocompatibility comple x (MHC) class I heavy chain on the surface of nearly all nucleated cells. The protein has a predomi nantly beta-pleated sheet structure that can form amyloid fibrils in some pathological conditions. A mutation in this gene has been shown to result in hypercatabolic hypoproteinemia
Other Designations	beta chain of MHC class I molecules|beta-2-microglobin

Gene Info — FCGRT

Entrez GeneID	2217
Protein Accession#	P55899-1(FCGRT) | P61769-1(B2M)
Gene Name	FCGRT
Gene Alias	FCRN, alpha-chain
Gene Description	Fc fragment of IgG, receptor, transporter, alpha

Copyright © 2023 Abnova Corporation. All Rights Reserved.

Omim ID	601437
Gene Ontology	Hyperlink
Gene Summary	This gene encodes a receptor that binds the Fc region of monomeric immunoglobulin G. The enc oded protein transfers immunoglobulin G antibodies from mother to fetus across the placenta. Thi s protein also binds immunoglobulin G to protect the antibody from degradation. Alternative splici ng results in multiple transcript variants. [provided by RefSeq
Other Designations	FcRn alpha chain|IgG Gc receptor|neonatal Fc-receptor

Pathway

- Antigen processing and presentation

Disease

- Arthritis
- Birth Weight
- Cardiovascular Diseases
- Diabetes Mellitus
- Disease
- Edema
- Gastritis
- Genetic Predisposition to Disease
- Genetic Predisposition to Disease
- Glioblastoma
- Glioma
- Kidney Failure
- Leukemia
- Lupus Nephritis
- Meningeal Neoplasms

Copyright © 2023 Abnova Corporation. All Rights Reserved.

- Meningioma
- Osteoarthritis
- Parkinson disease
- Stomach Neoplasms

Copyright © 2023 Abnova Corporation. All Rights Reserved.