Bioactive CellTx™ HuPro®

IFNA1 (Human) Recombinant Protein

Catalog # P9761 Size 100 ug

Applications

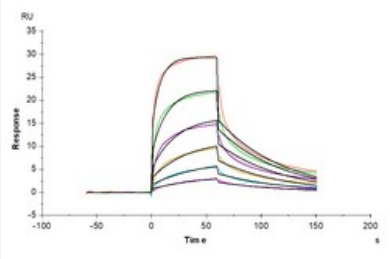

Surface Plasmon Resonance

Human IFN alpha/beta R1, His Tag captured on CM5 Chip via anti-his antibody can bind Human IFN alpha 1, hFc Tag with an affinity constant of 0.12 uM as determined in SPR assay (Biacore T200).

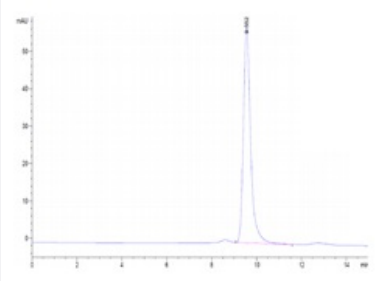

SEC-HPLC

The purity of Human IFN alpha 1 is greater than 95% as determined by SEC-HPLC.

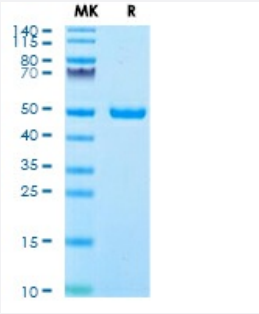

Tris-Bis PAGE

Human IFN alpha 1 on Tris-Bis PAGE under reduced condition. The purity is greater than 95%.

Specification

Product Description	Human IFNA1 (P01562, Cys24-Glu189) partial recombinant protein with hFc tag at C-Terminus expressed in HEK293 cells.

Copyright © 2023 Abnova Corporation. All Rights Reserved.

Sequence	Cys24-Glu189
Host	Human
Theoretical MW (kDa)	46.14
Form	Lyophilized
Preparation Method	Mammalian cell (HEK293) expression system
Quality Control Testing	SEC-HPLC and Tris-Bis PAGE SEC-HPLC The purity of Human IFN alpha 1 is greater than 95% as determined by SEC-HPLC. Tris-Bis PAGE Human IFN alpha 1 on Tris-Bis PAGE under reduced condition. The purity is greater than 95%.
Recommend Usage	Biological Activity SPR SDS-PAGE The optimal working dilution should be determined by the end user.
Storage Buffer	Lyophilized from sterile distilled Water is > 100 ug/mL
Storage Instruction	Store at 2°C to 8°C for 1 week. For long term storage, aliquot and store at -20°C to -80°C. Aliquot to avoid repeated freezing and thawing.
Note	Result of bioactivity analysis

Applications

- Functional Study
- SDS-PAGE
- Surface Plasmon Resonance

  Human IFN alpha/beta R1, His Tag captured on CM5 Chip via anti-his antibody can bind Human IFN alpha 1, hFc Tag with an affinity constant of 0.12 uM as determined in SPR assay (Biacore T200).

Gene Info — IFNA1

Entrez GeneID	3439
Protein Accession#	P01562
Gene Name	IFNA1

Copyright © 2023 Abnova Corporation. All Rights Reserved.

Gene Alias	IFL, IFN, IFN-ALPHA, IFNA13, IFNA@, MGC138207, MGC138505, MGC138507
Gene Description	interferon, alpha 1
Omim ID	147660
Gene Ontology	Hyperlink
Gene Summary	Leukocyte interferon is produced predominantly by B lymphocytes. Immune interferon (IFN-gamma; MIM 147570) is produced by mitogen- or antigen-stimulated T lymphocytes.[supplied by OMIM
Other Designations	IFN-alpha 1b|OTTHUMP00000045110|interferon alpha 1b

Pathway

- Antigen processing and presentation
- Autoimmune thyroid disease
- Cytokine-cytokine receptor interaction
- Jak-STAT signaling pathway
- Natural killer cell mediated cytotoxicity
- Regulation of autophagy
- Toll-like receptor signaling pathway

Disease

- Acute Disease
- Arthritis
- Asthma
- Behcet Syndrome
- Bronchiolitis
- Cardiovascular Diseases
- Communicable Diseases
- Diabetes Mellitus

Copyright © 2023 Abnova Corporation. All Rights Reserved.

- Edema
- Genetic Predisposition to Disease
- Graft vs Host Disease
- Hepatitis C
- Infant
- Irritable Bowel Syndrome
- Liver Cirrhosis
- Lupus Erythematosus
- Lymphoma
- Malaria
- Respiratory Syncytial Virus Infections
- Severe Acute Respiratory Syndrome

Copyright © 2023 Abnova Corporation. All Rights Reserved.