Bioactive HuPro®

NOTCH3 (Human) Recombinant Protein

Catalog # P9726 Size 100 ug

Applications

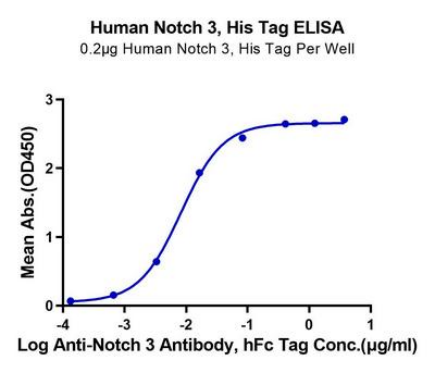

Enzyme-linked Immunoabsorbent Assay

Immobilized Human Notch 3, His Tag at 2 ug/mL (100 uL/Well) on the plate. Dose response curve for Anti-Notch 3 Antibody, hFc Tag with the EC50 of 8.2 ng/mL determined by ELISA.

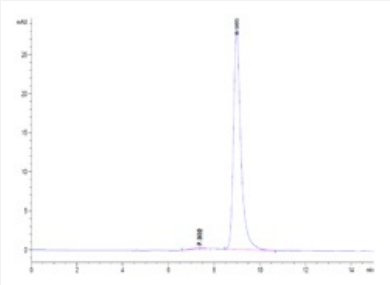

SEC-HPLC

The purity of Human Notch 3 is greater than 95% as determined by SEC-HPLC.

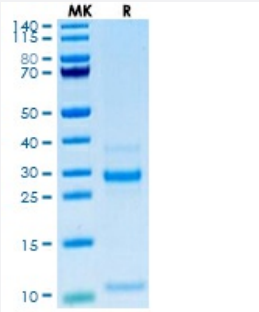

Tris-Bis PAGE

Human Notch 3 on Tris-Bis PAGE under reduced condition. The purity is greater than 95%.

Specification

Copyright © 2023 Abnova Corporation. All Rights Reserved.

Product Description	Human NOTCH3 (Q9UM47, 1378 a.a. - 1640 a.a.) partial recombinant protein with hFc tag at C-terminus expressed in HEK293 cells.
Sequence	APEVSEEPRCPRAACQAKRGDQRCDRECNSPGCGWDGGDCSLSVGDPWRQCEALQCWRLFNNSRCDPACSSPACLYDNFDCHAGGRERTCNPVYEKYCADHFADGRCDQGCNTEECGWDGLDCASEVPALLARGVLVLTVLLPPEELLRSSADFLQRLSAILRTSLRFRLDAHGQAMVFPYHRPSPGSEPRARRELAPEVIGSVVMLEIDNRLCLQSPENDHCFPDAQSAADYLGALSAVERLDFPYPLRDVRGEPLEPPEPS
Host	Human
Theoretical MW (kDa)	30.18
Form	Lyophilized
Preparation Method	Mammalian cell (Expi293, high-yield transient HEK293) expression system
Purity	> 95% as determined by Tris-Bis PAGE; > 95% as determined by HPLC
Endotoxin Level	< 1 EU per 1 ug of protein (determined by LAL method)
Activity	The EC_{50} was 18.2 ng/mL, messured by ELISA at 2 ug/mL.
Quality Control Testing	SEC-HPLC and Tris-Bis PAGE SEC-HPLC The purity of Human Notch 3 is greater than 95% as determined by SEC-HPLC. Tris-Bis PAGE Human Notch 3 on Tris-Bis PAGE under reduced condition. The purity is greater than 95%.
Recommend Usage	Biological Activity ELISA SDS-PAGE The optimal working dilution should be determined by the end user.
Storage Buffer	Lyophilized from sterile distilled Water is > 100 ug/mL
Storage Instruction	Store at 2°C to 8°C for 1 week. For long term storage, aliquot and store at -20°C to -80°C. Aliquot to avoid repeated freezing and thawing.
Note	Result of bioactivity analysis

Applications

- Functional Study
- Enzyme-linked Immunoabsorbent Assay

Immobilized Human Notch 3, His Tag at 2 ug/mL (100 uL/Well) on the plate. Dose response curve for Anti-Notch 3 Antibody, hFc Tag with the EC50 of 8.2 ng/mL determined by ELISA.

Copyright © 2023 Abnova Corporation. All Rights Reserved.

- SDS-PAGE

Gene Info — NOTCH3

Entrez GeneID	4854
Protein Accession#	Q9UM47
Gene Name	NOTCH3
Gene Alias	CADASIL, CASIL
Gene Description	Notch homolog 3 (Drosophila)
Omim ID	125310 600276
Gene Ontology	Hyperlink
Gene Summary	This gene encodes the third discovered human homologue of the Drosophilia melanogaster type I membrane protein notch. In Drosophilia, notch interaction with its cell-bound ligands (delta, serrat e) establishes an intercellular signalling pathway that plays a key role in neural development. Hom ologues of the notch-ligands have also been identified in human, but precise interactions between these ligands and the human notch homologues remains to be determined. Mutations in NOTCH3 have been identified as the underlying cause of cerebral autosomal dominant arteriopathy with su bcortical infarcts and leukoencephalopathy (CADASIL). [provided by RefSeq
Other Designations	Notch homolog 3

Pathway

- Dorso-ventral axis formation
- Notch signaling pathway

Disease

- Brain Infarction
- Brain Ischemia
- CADASIL
- Cardiovascular Diseases

Copyright © 2023 Abnova Corporation. All Rights Reserved.

- Cerebral Hemorrhage
- Cerebral Infarction
- Cerebrovascular Accident
- Cerebrovascular Disorders
- Chromosome Aberrations
- Cleft Lip
- Cleft Palate
- Cognition Disorders
- Dementia
- Diabetes Mellitus
- Disease Progression
- Dominance
- Edema
- Genetic Predisposition to Disease
- Hypertension
- Ischemic Attack
- Mental Disorders
- Migraine Disorders
- Neuropsychological Tests
- Ovarian Neoplasms
- Periodontal Diseases
- Schizophrenia

Copyright © 2023 Abnova Corporation. All Rights Reserved.