Bioactive HuPro®

CLEC4C (Human) Recombinant Protein

Catalog # P9705 Size 100 ug

Applications

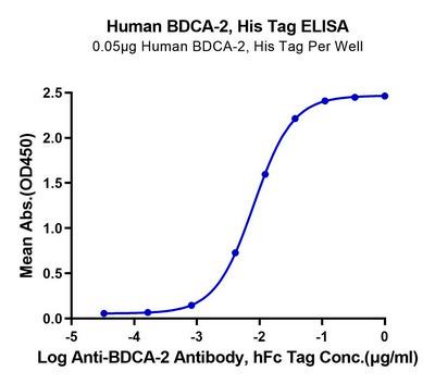

Enzyme-linked Immunoabsorbent Assay

Immobilized Human BDCA-2, His Tag at 0.5 ug/mL (100 uL/well) on the plate. Dose response curve for Anti-BDCA-2 Antibody, hFc Tag with the EC50 of 8.2 ng/mL determined by ELISA.

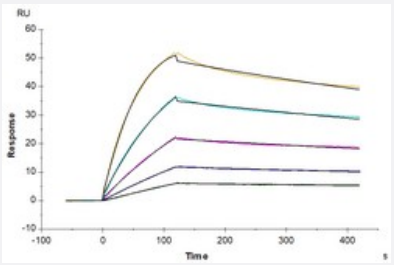

Surface Plasmon Resonance

Anti-BDCA-2 Antibody captured on CM5 Chip via Protein A can bind Human BDCA-2, His Tag with an affinity constant of 2.97 nM as determined in SPR assay (Biacore T200) (Routine Test).

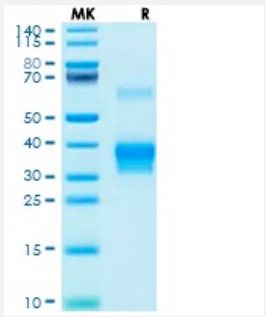

Tris-Bis PAGE

Human BDCA-2 on Tris-Bis PAGE under reduced condition. The purity is greater than 95%.

Specification

Copyright © 2023 Abnova Corporation. All Rights Reserved.

Product Description	Human CLEC4C (Q8WTT0-1, 46 a.a. - 213 a.a.) partial recombinant protein with His tag at N-terminus expressed in HEK293 cells.
Sequence	FMYSKTVKRLSKLREYQQYHPSLTCVMEGKDIEDWSCCPTPWTSFQSSCYFISTGMQSWTKSQK NCSVMGADLVVINTREEQDFIIQNLKRNSSYFLGLSDPGGRRHWQWVDQTPYNENVTFWHSGEP NNLDERCAIINFRSSEEWGWNDIHCHVPQKSICKMKKIYI
Host	Human
Theoretical MW (kDa)	20.93
Form	Liquid
Preparation Method	Mammalian cell (Expi293, high-yield transient HEK293) expression system
Purity	> 95% as determined by Tris-Bis PAGE
Endotoxin Level	< 1 EU per 1 ug of protein (determined by LAL method)
Activity	The EC_{50} was 8.2 ng/mL, messured by ELISA at 0.5 ug/mL.
Quality Control Testing	SEC-HPLC and Tris-Bis PAGE Tris-Bis PAGE Human BDCA-2 on Tris-Bis PAGE under reduced condition. The purity is greater than 95%.
Recommend Usage	Biological Activity ELISA SDS-PAGE The optimal working dilution should be determined by the end user.
Storage Buffer	In 20 mM Tris, 300 mM NaCl, 200 mM L-Arginine PH (pH 8.5)
Storage Instruction	Store at -80°C for 12 Month. Aliquot to avoid repeated freezing and thawing.
Note	Result of bioactivity analysis

Applications

- Functional Study
- Enzyme-linked Immunoabsorbent Assay

  Immobilized Human BDCA-2, His Tag at 0.5 ug/mL (100 uL/well) on the plate. Dose response curve for Anti-BDCA-2 Antibody, hFc Tag with the EC50 of 8.2 ng/mL determined by ELISA.
- SDS-PAGE

Copyright © 2023 Abnova Corporation. All Rights Reserved.

- Surface Plasmon Resonance

  Anti-BDCA-2 Antibody captured on CM5 Chip via Protein A can bind Human BDCA-2, His Tag with an affinity constant of 2.97 nM as determined in SPR assay (Biacore T200) (Routine Test).

Gene Info — CLEC4C

Entrez GeneID	170482
Protein Accession#	Q8WTT0-1
Gene Name	CLEC4C
Gene Alias	BDCA2, CD303, CLECSF11, CLECSF7, DLEC, HECL, MGC125789, MGC125791, MGC125792, MGC125793, PRO34150
Gene Description	C-type lectin domain family 4, member C
Omim ID	606677
Gene Ontology	Hyperlink
Gene Summary	This gene encodes a member of the C-type lectin/C-type lectin-like domain (CTL/CTLD) superfamily. Members of this family share a common protein fold and have diverse functions, such as cell adhesion, cell-cell signalling, glycoprotein turnover, and roles in inflammation and immune response. The encoded type 2 transmembrane protein may play a role in dendritic cell function. Two transcript variants encoding distinct isoforms have been identified for this gene. [provided by RefSeq
Other Designations	C-type (calcium dependent, carbohydrate-recognition domain) lectin, superfamily member 11|C-type (calcium dependent, carbohydrate-recognition domain) lectin, superfamily member 7|C-type lectin domain family 4, member C, isoform 1|blood dendritic cell anti

Copyright © 2023 Abnova Corporation. All Rights Reserved.