Bioactive HuPro®

CTGF (Human) Recombinant Protein

Catalog # P9699 Size 100 ug

Applications

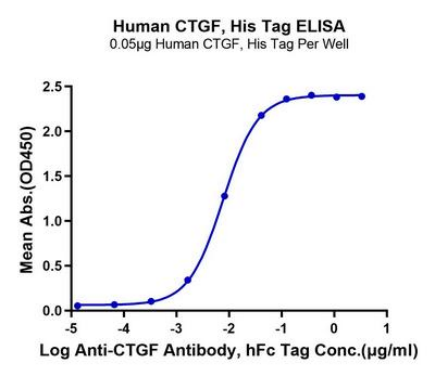

Enzyme-linked Immunoabsorbent Assay

Immobilized Human CTGF, His Tag at 0.5 ug/mL (100 uL/well) on the plate. Dose response curve for Anti-CTGF Antibody, hFc Tag with the EC50 of 7.7 ng/mL determined by ELISA.

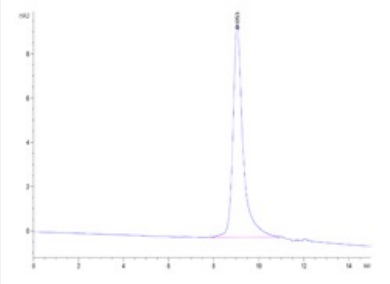

SEC-HPLC

The purity of Human CTGF is greater than 95% as determined by SEC-HPLC.

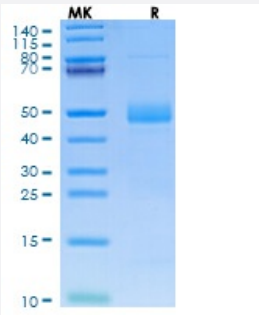

Tris-Bis PAGE

Human CTGF on Tris-Bis PAGE under reduced condition. The purity is greater than 95%.

Specification

Copyright © 2023 Abnova Corporation. All Rights Reserved.

Product Description	Human CTGF (Q5M8T4, 27 a.a. - 349 a.a.) partial recombinant protein with His tag at C-terminus ex pressed in HEK293 cells.
Sequence	QNCSGPCRCPDEPAPRCPAGVSLVLDGCGCCRVCAKQLGELCTERDPCDPHKGLFCDFGSP ANRKIGVCTAKDGAPCIFGGTVYRSGESFQSSCKYQCTCLDGAVGCMPLCSMDVRLPSPDCPF PRRVKLPGKCCEEWVCDEPKDQTVVGPALAAYRLEDTFGPDPTMIRANCLVQTTEWSACSKTC GMGISTRVTNDNASCRLEKQSRLCMVRPCEADLEENIKKGKKCIRTPKISKPIKFELSGCTSMKTY RAKFCGVCTDGRCCTPHRTTTLPVEFKCPDGEVMKKNMMFIKTCACHYNCPGDNDIFESLYYRK MYGDM
Host	Human
Theoretical MW (kDa)	36.56
Form	Lyophilized
Preparation Method	Mammalian cell (Expi293, high-yield transient HEK293) expression system
Purity	> 95% as determined by Tris-Bis PAGE; > 95% as determined by HPLC
Endotoxin Level	< 1 EU per 1 ug of protein (determined by LAL method)
Activity	The EC_{50} was 7.7 ng/mL, messured by ELISA at 0.5 ug/mL.
Quality Control Testing	SEC-HPLC and Tris-Bis PAGE SEC-HPLC The purity of Human CTGF is greater than 95% as determined by SEC-HPLC. Tris-Bis PAGE Human CTGF on Tris-Bis PAGE under reduced condition. The purity is greater than 95%.
Recommend Usage	Biological Activity ELISA SDS-PAGE The optimal working dilution should be determined by the end user.
Storage Buffer	Lyophilized from sterile distilled Water is > 100 ug/mL
Storage Instruction	Store at 2°C to 8°C for 1 week. For long term storage, aliquot and store at -20°C to -80°C. Aliquot to avoid repeated freezing and thawing.
Note	Result of bioactivity analysis

Applications

- Functional Study

Copyright © 2023 Abnova Corporation. All Rights Reserved.

- Enzyme-linked Immunoabsorbent Assay

  Immobilized Human CTGF, His Tag at 0.5 ug/mL (100 uL/well) on the plate. Dose response curve for Anti-CTGF Antibody, hFc Tag with the EC50 of 7.7 ng/mL determined by ELISA.

- SDS-PAGE

Gene Info — CTGF

Entrez GeneID	1490
Protein Accession#	Q5M8T4
Gene Name	CTGF
Gene Alias	CCN2, HCS24, IGFBP8, MGC102839, NOV2
Gene Description	connective tissue growth factor
Omim ID	121009
Gene Ontology	Hyperlink
Other Designations	OTTHUMP00000017213|hypertrophic chondrocyte-specific protein 24|insulin-like growth factor-binding protein 8

Disease

- Adenocarcinoma
- Aortic Valve Stenosis
- Biliary Atresia
- Calcinosis
- Death
- Diabetes Mellitus
- Diabetic Nephropathies
- Disease Susceptibility
- Esophageal Neoplasms

Copyright © 2023 Abnova Corporation. All Rights Reserved.

- Fibrosis
- Genetic Predisposition to Disease
- Hypoglycemia
- Inflammation
- Liver Cirrhosis
- Lung Diseases
- Lung Neoplasms
- Ovarian Neoplasms
- Pulmonary Disease
- Schistosomiasis
- Scleroderma

Copyright © 2023 Abnova Corporation. All Rights Reserved.