VEGF R3 (Human) Recombinant Protein

Catalog # P11161 Size 100 ug

Applications

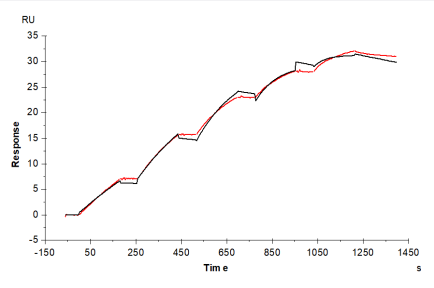

Surface Plasmon Resonance

Human VEGF R3, His Tag immobilized on CM5 Chip can bind Human VEGF-C, His Tag with an affinity constant of 0.29 nM as determined in SPR assay (Biacore T200).

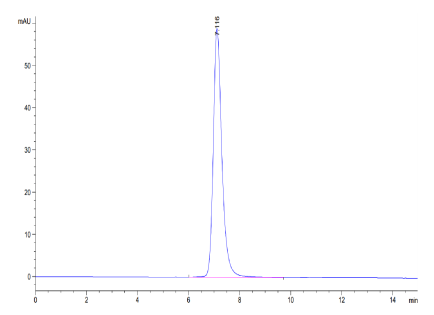

High Performance Liquid Chromatography

The purity of Human VEGF R3 is greater than 95% as determined by SEC-HPLC.

Copyright © 2023 Abnova Corporation. All Rights Reserved.

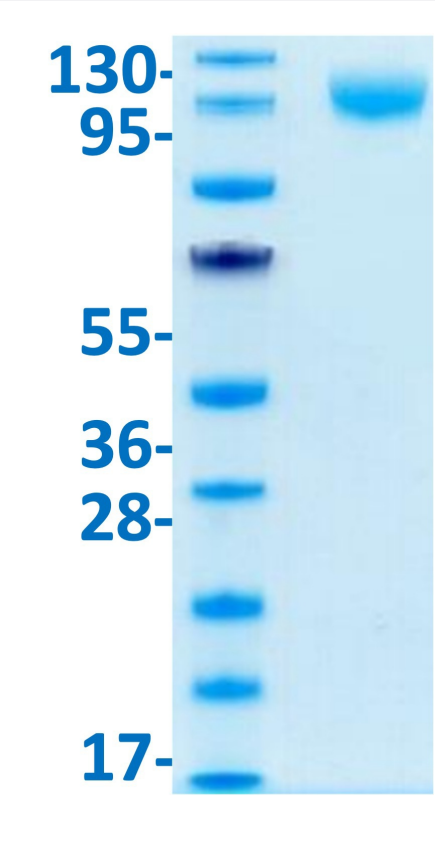

Bis-Tris PAGE

Human VEGF R3 on Bis-Tris PAGE under reduced condition. The purity is greater than 95%.

Specification

Product Description	Human VEGF R3 (P35916-1, Tyr25-Ile776) partial recombinant protein with Avi-His tag at the C-Ter minus expressed in HEK383 cells.
Sequence	Tyr25-Ile776
Host	Human
Theoretical MW (kDa)	87.40000000000001
Reactivity	Human
Form	Lyophilized
Preparation Method	Mammalian cell (HEK293) expression system
Purity	> 95% by Tris-Bis PAGE > 95% by HPLC
Endotoxin Level	< 0.01 EU per 1 ug as determined by the LAL method.
Activity	The affinity was 0.29 nM as determined in SPR assay.

Copyright © 2023 Abnova Corporation. All Rights Reserved.

Recommend Usage	Biological Activity SPR Tris-Bis PAGE SEC-HPLC The optimal working dilution should be determined by the end user.
Storage Buffer	Lyophilized from 0.22um filtered solution in PBS (pH 7.4). Normally 8% trehalose is added as protect ant before lyophilization.
Storage Instruction	Store at -20°C for 12 months. After reconstitution, store at 4°C for 2-7 days, or store at -80°C for 3-6 months. Aliquot to avoid repeated freezing and thawing.
Note	Please use within one month after protein reconstitution.

Applications

- Functional Study
- Enzyme-linked Immunoabsorbent Assay
- Surface Plasmon Resonance

  Human VEGF R3, His Tag immobilized on CM5 Chip can bind Human VEGF-C, His Tag with an affinity constant of 0.29 nM as determined in SPR assay (Biacore T200).

- High Performance Liquid Chromatography

  The purity of Human VEGF R3 is greater than 95% as determined by SEC-HPLC.

Gene Info — FLT4

Entrez GeneID	2324
Protein Accession#	P35916-1
Gene Name	FLT4
Gene Alias	FLT41, LMPH1A, PCL, VEGFR3
Gene Description	fms-related tyrosine kinase 4
Omim ID	136352 153100 602089
Gene Ontology	Hyperlink

Copyright © 2023 Abnova Corporation. All Rights Reserved.

Gene Summary	This gene encodes a tyrosine kinase receptor for vascular endothelial growth factors C and D. The protein is thought to be involved in lymphangiogenesis and maintenance of the lymphatic endothelium. Mutations in this gene cause hereditary lymphedema type IA. [provided by RefSeq
Other Designations	soluble VEGFR3 variant 1|soluble VEGFR3 variant 2|soluble VEGFR3 variant 3|vascular endothelial growth factor receptor 3

Pathway

- Cytokine-cytokine receptor interaction
- Focal adhesion

Disease

- Breast cancer
- Cardiovascular Diseases
- Chorioamnionitis
- Chylothorax
- Diabetes Mellitus
- Edema
- Fetal Membranes
- Genetic Predisposition to Disease
- Kidney Failure
- Lymphangiectasis
- Lymphedema
- Obstetric Labor
- Pre-Eclampsia
- Premature Birth

Copyright © 2023 Abnova Corporation. All Rights Reserved.