Bioactive

IL23A (Human) Recombinant Protein|Il12b (Mouse) Recombinant Protein

Catalog # P10664 Size 100 ug

Applications

Copyright © 2023 Abnova Corporation. All Rights Reserved.



SDS-PAGE

Human IL23 alpha&Mouse IL12 beta on Bis-Tris PAGE under reduced condition. The purity is greater than 95%.

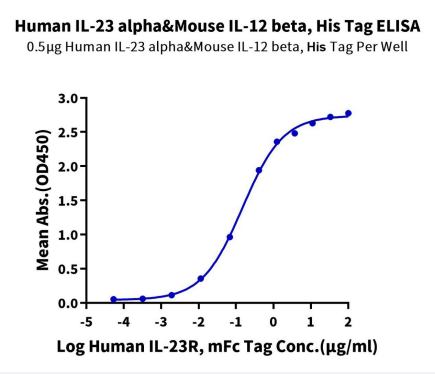

ELISA

Immobilized Human IL23 alpha&Mouse IL12 beta, His Tag at 5 ug/mL (100 uL/well) on the plate. Dose response curve for Human IL23R, mFc Tag with the EC_{50} of 0.15 ug/mL determined by ELISA.

Copyright © 2023 Abnova Corporation. All Rights Reserved.

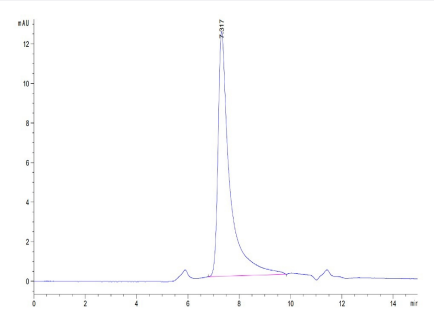

HPLC

The purity of Human IL23 alpha&Mouse IL12 beta is greater than 95% as determined by SEC-HPLC.

Specification

Product Description	Human IL23A (Q9NPF7, Arg20-Pro189) partial recombinant protein with Avi-His tag at the C-Terminus expressed in Mammalian cell (HEK293).|Mouse Il12b (P43432-1, Met23-Ser335) partial recombinant protein expressed with Avi-His tag at the C-Terminus expressed in Mammalian cell (HEK293).
Sequence	Arg20-Pro189|Met23-Ser335
Host	Human
Theoretical MW (kDa)	21.7
Reactivity	Human, Mouse
Form	Lyophilized
Preparation Method	Mammalian cell (HEK293) expression system
Purity	> 95% by Tris-Bis PAGE > 95% by HPLC
Endotoxin Level	< 1 EU per 1 ug as determined by the LAL method.
Activity	The EC_{50} of 0.15 ug/mL determined by ELISA.
Recommend Usage	Biological Activity ELISA Tris-Bis PAGE SEC-HPLC The optimal working dilution should be determined by the end user.
Storage Buffer	Lyophilized from 0.22 um filtered solution in PBS (pH 7.4). Normally 8% trehalose is added as protectant before lyophilization.
Storage Instruction	Store at -20°C for 12 months. After reconstitution, store at -80°C for 3 months. Aliquot to avoid repeated freezing and thawing.

Copyright © 2023 Abnova Corporation. All Rights Reserved.

Applications

- Functional Study
- Enzyme-linked Immunoabsorbent Assay
- SDS-PAGE

  Human IL23 alpha&Mouse IL12 beta on Bis-Tris PAGE under reduced condition. The purity is greater than 95%.

Gene Info — Il12b

Entrez GeneID	16160
Protein Accession#	Q9NPF7|P43432-1
Gene Name	Il12b
Gene Alias	Il-12b, Il-12p40, Il12p40, p40
Gene Description	interleukin 12b
Gene Ontology	Hyperlink
Other Designations	IL-12 p40|IL-23 subunit p40|OTTMUSP00000005619

Gene Info — IL23A

Entrez GeneID	51561
Protein Accession#	Q9NPF7|P43432-1
Gene Name	IL23A
Gene Alias	IL-23, IL-23A, IL23P19, MGC79388, P19, SGRF
Gene Description	interleukin 23, alpha subunit p19
Omim ID	605580
Gene Ontology	Hyperlink

Copyright © 2023 Abnova Corporation. All Rights Reserved.

Gene Summary	This gene encodes a subunit of the heterodimeric cytokine interleukin 23 (IL23). IL23 is composed of this protein and the p40 subunit of interleukin 12 (IL12B). The receptor of IL23 is formed by the beta 1 subunit of IL12 (IL12RB1) and an IL23 specific subunit, IL23R. Both IL23 and IL12 can activate the transcription activator STAT4, and stimulate the production of interferon-gamma (IFNG). In contrast to IL12, which acts mainly on naive CD4(+) T cells, IL23 preferentially acts on memory CD4(+) T cells. [provided by RefSeq
Other Designations	JKA3 induced upon T-cell activation|interleukin 23 p19 subunit

Pathway

- Cytokine-cytokine receptor interaction
- Jak-STAT signaling pathway

Disease

- Arthritis
- Crohn Disease
- Genetic Predisposition to Disease
- Hepatitis C
- Psoriasis
- Scleroderma

Copyright © 2023 Abnova Corporation. All Rights Reserved.