Bioactive CellTx™ HuPro®

FLT4 (Human) Recombinant Protein (Biotin)

Catalog # P10516 Size 100 ug

Applications

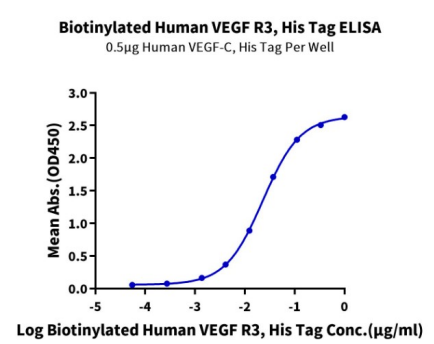

Enzyme-linked Immunoabsorbent Assay

Immobilized Human VEGF-C, His Tag at 5 ug/mL (100 uL/well) on the plate. Dose response curve for Biotinylated Human VEGF R3, His Tag with the EC_{50} of 23.0 ng/mL determined by ELISA.

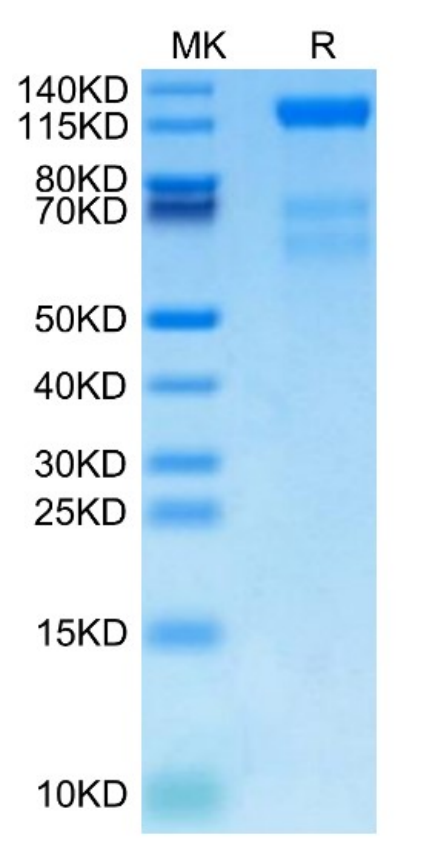

Tris-Bis PAGE

Biotinylated Human FLT4 on Bis-Tris PAGE under reduced condition. The purity is greater than 95%.

Copyright © 2023 Abnova Corporation. All Rights Reserved.

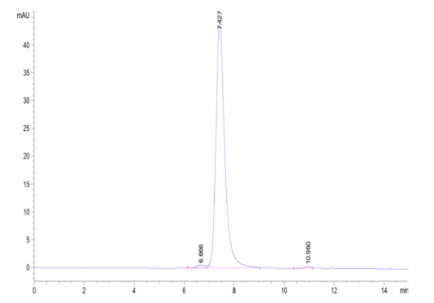

SEC-HPLC

The purity of Biotinylated Human FLT4 is greater than 95% as determined by SEC-HPLC.

Specification

Product Description	Human FLT4 (P35916-1, Tyr25-Ile776) partial recombinant protein with His-Avi tag at the C-Terminus expressed in HEK293 cells.
Sequence	Tyr25-Ile776
Host	Human
Theoretical MW (kDa)	87.40000000000001
Reactivity	Human
Form	Lyophilized
Conjugation	Biotin
Preparation Method	Mammalian cell (HEK293) expression system
Purity	> 95% by Tris-Bis PAGE > 95% by HPLC
Endotoxin Level	< 0.1 EU per 1 ug as determined by the LAL method.
Activity	The EC_{50} was 23.0 ng/mL, measured by ELISA at 5 ug/mL.
Recommend Usage	Biological Activity ELISA Tris-Bis PAGE SEC-HPLC The optimal working dilution should be determined by the end user.
Storage Buffer	Lyophilized from 0.22 um filtered solution in PBS, pH 7.4. (8% trehalose).
Storage Instruction	Store at -20°C for 12 months. After reconstitution, store at 4°C for 2-7 days, or store at -80°C for 3-6 months. Aliquot to avoid repeated freezing and thawing.
Note	Please use within one month after protein reconstitution.

Copyright © 2023 Abnova Corporation. All Rights Reserved.

Applications

- Functional Study
- Enzyme-linked Immunoabsorbent Assay

  Immobilized Human VEGF-C, His Tag at 5 ug/mL (100 uL/well) on the plate. Dose response curve for Biotinylated Human VEGF R3, His Tag with the EC_{50} of 23.0 ng/mL determined by ELISA.

Gene Info — FLT4

Entrez GeneID	2324
Protein Accession#	P35916-1
Gene Name	FLT4
Gene Alias	FLT41, LMPH1A, PCL, VEGFR3
Gene Description	fms-related tyrosine kinase 4
Omim ID	136352 153100 602089
Gene Ontology	Hyperlink
Gene Summary	This gene encodes a tyrosine kinase receptor for vascular endothelial growth factors C and D. The protein is thought to be involved in lymphangiogenesis and maintenance of the lymphatic endothelium. Mutations in this gene cause hereditary lymphedema type IA. [provided by RefSeq
Other Designations	soluble VEGFR3 variant 1|soluble VEGFR3 variant 2|soluble VEGFR3 variant 3|vascular endothelial growth factor receptor 3

Pathway

- Cytokine-cytokine receptor interaction
- Focal adhesion

Disease

- Breast cancer

Copyright © 2023 Abnova Corporation. All Rights Reserved.

- Cardiovascular Diseases
- Chorioamnionitis
- Chylothorax
- Diabetes Mellitus
- Edema
- Fetal Membranes
- Genetic Predisposition to Disease
- Kidney Failure
- Lymphangiectasis
- Lymphedema
- Obstetric Labor
- Pre-Eclampsia
- Premature Birth

Copyright © 2023 Abnova Corporation. All Rights Reserved.