Bioactive HuPro®

TSLP (Human) Recombinant Protein (Biotin)

Catalog # P10508 Size 100 ug

Applications

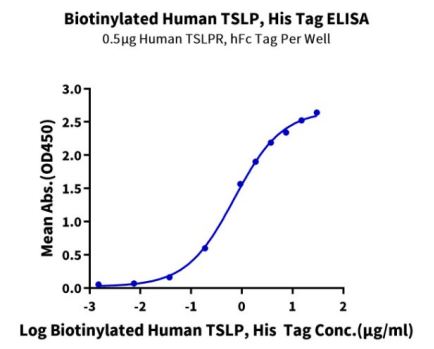

Enzyme-linked Immunoabsorbent Assay

Immobilized Human TSLPR, His Tag at 5 ug/mL (100 uL/well) on the plate. Dose response curve for Biotinylated Human TSLP, His Tag with the EC_{50} of 0.71 ug/mL determined by ELISA (QC Test).

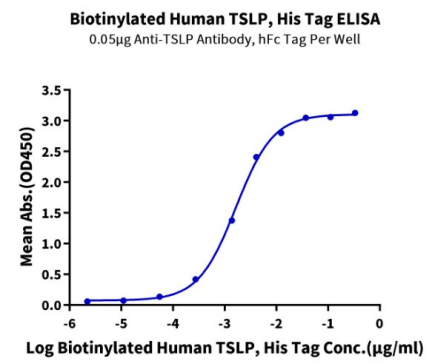

Enzyme-linked Immunoabsorbent Assay

Immobilized Anti-TSLP Antibody, hFc Tag at 0.5 ug/mL (100 uL/well) on the plate. Dose response curve for Biotinylated Human TSLP, His Tag with the EC_{50} of 1.6 ng/mL determined by ELISA.

Copyright © 2023 Abnova Corporation. All Rights Reserved.

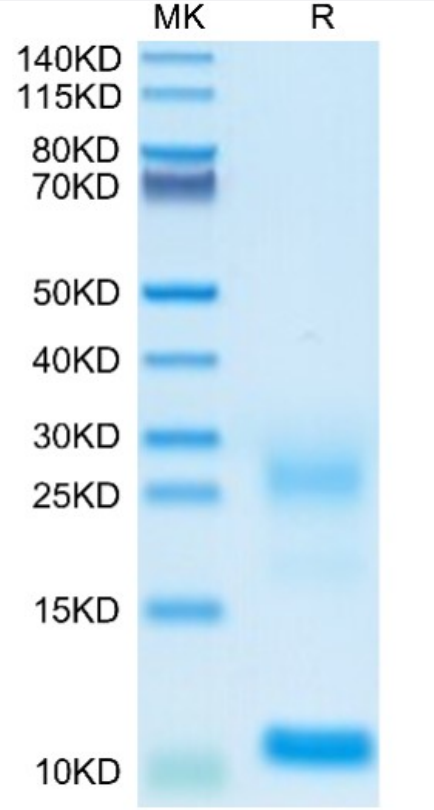

Tris-Bis PAGE

Biotinylated Human TSLP on Bis-Tris PAGE under reduced conditions. The purity is greater than 95%.

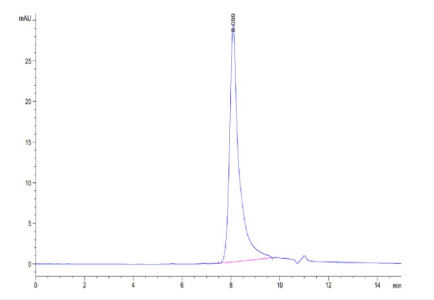

SEC-HPLC

The purity of-Biotinylated Human TSLP is greater than 95% as determined by SEC-HPLC.

Specification

Product Description	Human TSLP (Q969D9-1, Tyr29-Gln159) partial recombinant protein with His-Avi tag at the C-Terminus expressed in HEK293 cells.
Sequence	Tyr29-Gln159
Host	Human
Theoretical MW (kDa)	17.8
Reactivity	Human
Form	Lyophilized
Conjugation	Biotin

Copyright © 2023 Abnova Corporation. All Rights Reserved.

Preparation Method	Mammalian cell (HEK293) expression system
Purity	> 95% by Tris-Bis PAGE > 95% by HPLC
Endotoxin Level	< 0.1 EU per 1 ug as determined by the LAL method.
Activity	The EC_{50} was 1.6 ng/mL, measured by ELISA at 0.5 ug/mL.
Recommend Usage	Biological Activity ELISA Tris-Bis PAGE SEC-HPLC The optimal working dilution should be determined by the end user.
Storage Buffer	Lyophilized from 0.22 um filtered solution in PBS, pH 7.4. (8% trehalose).
Storage Instruction	Store at -20°C for 12 months. After reconstitution, store at 4°C for 2-7 days, or store at -80°C for 3-6 months. Aliquot to avoid repeated freezing and thawing.
Note	Please use within one month after protein reconstitution.

Applications

- Functional Study
- Enzyme-linked Immunoabsorbent Assay

  Immobilized Human TSLPR, His Tag at 5 ug/mL (100 uL/well) on the plate. Dose response curve for Biotinylated Human TSLP, His Tag with the EC_{50} of 0.71 ug/mL determined by ELISA (QC Test).

- Enzyme-linked Immunoabsorbent Assay

  Immobilized Anti-TSLP Antibody, hFc Tag at 0.5 ug/mL (100 uL/well) on the plate. Dose response curve for Biotinylated Human TSLP, His Tag with the EC_{50} of 1.6 ng/mL determined by ELISA.

Gene Info — TSLP

Entrez GeneID	85480
Protein Accession#	Q969D9-1
Gene Name	TSLP
Gene Alias	-

Copyright © 2023 Abnova Corporation. All Rights Reserved.

Gene Description	thymic stromal lymphopoietin
Omim ID	607003
Gene Ontology	Hyperlink
Gene Summary	This gene encodes a hemopoietic cytokine proposed to signal through a heterodimeric receptor complex composed of the thymic stromal lymphopoietin receptor and the IL-7R alpha chain. It mai nly impacts myeloid cells and induces the release of T cell-attracting chemokines from monocytes and enhances the maturation of CD11c(+) dendritic cells. Alternative splicing of this gene results i n two transcript variants. [provided by RefSeq
Other Designations	-

Pathway

- Cytokine-cytokine receptor interaction
- Jak-STAT signaling pathway

Disease

- Asthma
- Birth Weight
- Bronchial Hyperreactivity
- Dermatitis
- Esophagitis
- Genetic Predisposition to Disease
- Glioblastoma
- Glioma
- Kaposi Varicelliform Eruption
- Leukemia
- Meningeal Neoplasms
- Meningioma
- Obesity

Copyright © 2023 Abnova Corporation. All Rights Reserved.

- Vitiligo

Copyright © 2023 Abnova Corporation. All Rights Reserved.