Bioactive CellTx™ HuPro®

SLAMF7 (Human) Recombinant Protein (Biotin)

Catalog # P10491 Size 100 ug

Applications

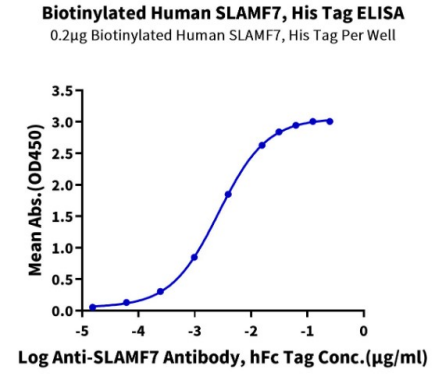

Enzyme-linked Immunoabsorbent Assay

Immobilized Biotinylated Human SLAMF7, His Tag at 2 ug/mL (100 uL/well) on the streptavidin precoated plate (5 ug/mL). Dose response curve for Anti-SLAMF7 Antibody, hFc Tag with the EC_{50} of 2.7 ng/mL determined by ELISA.

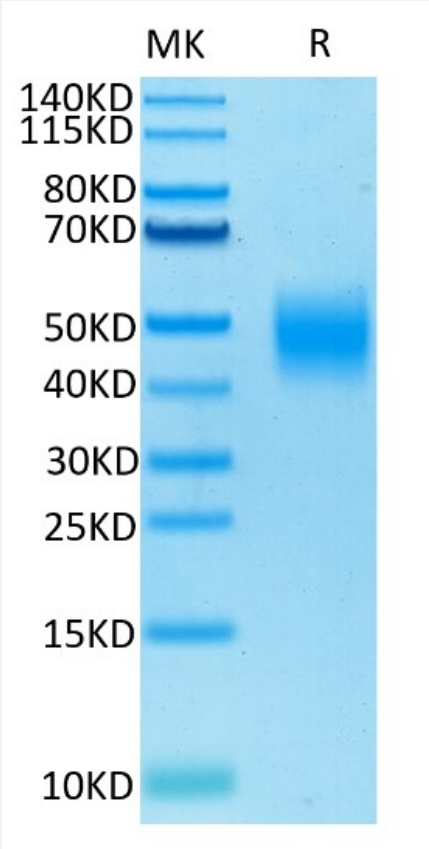

Tris-Bis PAGE

Biotinylated Human SLAMF7 on Bis-Tris PAGE under reduced condition. The purity is greater than 95%.

Copyright © 2023 Abnova Corporation. All Rights Reserved.

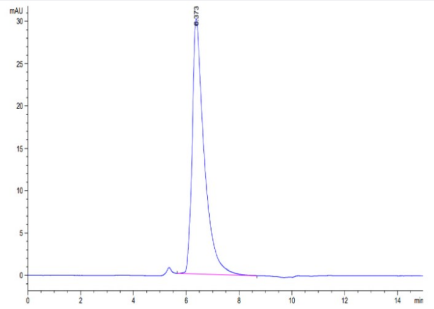

SEC-HPLC

The purity of Biotinylated Human SLAMF7 is greater than 95% as determined by SEC-HPLC.

Specification

Product Description	Human SLAMF7 (Q9NQ25-1, Ser23-Met226) partial recombinant protein with His-Avi tag at the C-Terminus expressed in HEK293 cells.
Sequence	Ser23-Met226
Host	Human
Theoretical MW (kDa)	25.3
Reactivity	Human
Form	Lyophilized
Conjugation	Biotin
Preparation Method	Mammalian cell (HEK293) expression system
Purity	> 95% by Tris-Bis PAGE > 95% by HPLC
Endotoxin Level	< 0.1 EU per 1 ug as determined by the LAL method.
Activity	The EC_{50} was 2.7 ng/mL, measured by ELISA at 2 ug/mL.
Recommend Usage	Biological Activity ELISA Tris-Bis PAGE SEC-HPLC The optimal working dilution should be determined by the end user.
Storage Buffer	Lyophilized from 0.22 um filtered solution in PBS, pH 7.4. (8% trehalose).
Storage Instruction	Store at -20°C for 24 months. After reconstitution, store at 4°C for 2-7 days, or store at -80°C for 3-6 months. Aliquot to avoid repeated freezing and thawing.
Note	Please use within one month after protein reconstitution.

Copyright © 2023 Abnova Corporation. All Rights Reserved.

Applications

- Functional Study
- Enzyme-linked Immunoabsorbent Assay

  Immobilized Biotinylated Human SLAMF7, His Tag at 2 ug/mL (100 uL/well) on the streptavidin precoated plate (5 ug/mL). Dose response curve for Anti-SLAMF7 Antibody, hFc Tag with the EC_{50} of 2.7 ng/mL determined by ELISA.

Gene Info — SLAMF7

Entrez GeneID	57823
Protein Accession#	Q9NQ25-1
Gene Name	SLAMF7
Gene Alias	19A, CD319, CRACC, CS1
Gene Description	SLAM family member 7
Omim ID	606625
Gene Ontology	Hyperlink
Other Designations	19A24 protein|CD2-like receptor activating cytotoxic cells|OTTHUMP00000025677|novel LY9 (lymphocyte antigen 9) like protein

Disease

- Genetic Predisposition to Disease
- Lupus Erythematosus

Copyright © 2023 Abnova Corporation. All Rights Reserved.