Bioactive CellTx™ HuPro®

SEMA4D (Human) Recombinant Protein (Biotin)

Catalog # P10487 Size 100 ug

Applications

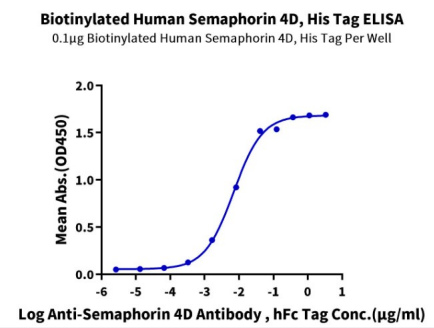

Enzyme-linked Immunoabsorbent Assay

Immobilized Biotinylated Human Semaphorin 4D, His Tag at 1 ug/mL (100 uL/well) on the streptavidin precoated plate (5 ug/mL). Dose response curve for Anti-Semaphorin 4D Antibody , hFc Tag with the EC_{50} of 6.9 ng/mL determined by ELISA.

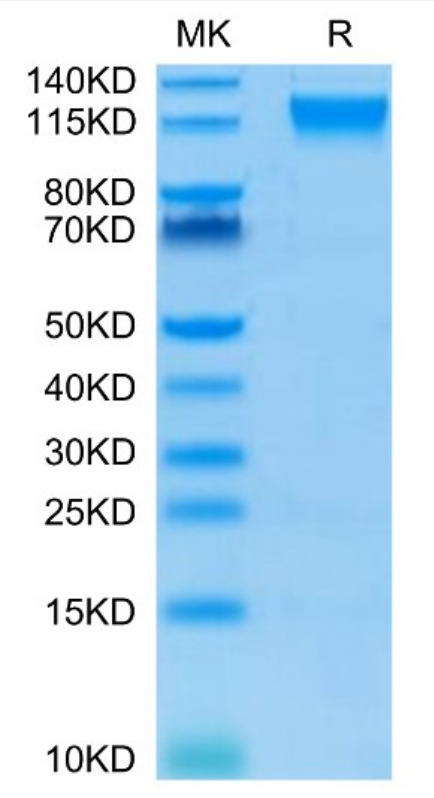

Tris-Bis PAGE

Biotinylated Human SEMA4D on Bis-Tris PAGE under reduced condition. The purity is greater than 95%.

Copyright © 2023 Abnova Corporation. All Rights Reserved.

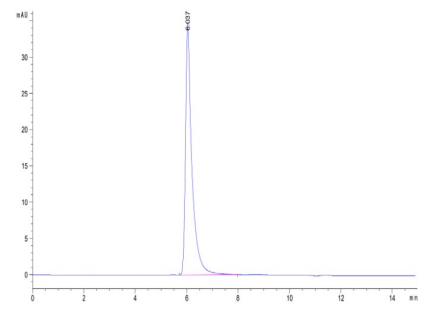

SEC-HPLC

The purity of Biotinylated Human SEMA4D is greater than 95% as determined by SEC-HPLC.

Specification

Product Description	Human SEMA4D (Q92854-1, Met22-Arg734) partial recombinant protein with His-Avi tag at the C-Terminus expressed in HEK293 cells.
Sequence	Met22-Arg734
Host	Human
Theoretical MW (kDa)	82.09999999999999
Reactivity	Human
Form	Lyophilized
Conjugation	Biotin
Preparation Method	Mammalian cell (HEK293) expression system
Purity	> 95% by Tris-Bis PAGE > 95% by HPLC
Endotoxin Level	< 0.1 EU per 1 ug as determined by the LAL method.
Activity	The EC_{50} was 6.9 ng/mL, measured by ELISA at 1 ug/mL.
Recommend Usage	Biological Activity ELISA Tris-Bis PAGE SEC-HPLC The optimal working dilution should be determined by the end user.
Storage Buffer	Lyophilized from 0.22 um filtered solution in PBS, pH 7.4. (8% trehalose).
Storage Instruction	Store at -20°C for 12 months. After reconstitution, store at 4°C for 2-7 days, or store at -80°C for 3-6 months. Aliquot to avoid repeated freezing and thawing.
Note	Please use within one month after protein reconstitution.

Copyright © 2023 Abnova Corporation. All Rights Reserved.

Applications

- Functional Study

- Enzyme-linked Immunoabsorbent Assay

  Immobilized Biotinylated Human Semaphorin 4D, His Tag at 1 ug/mL (100 uL/well) on the streptavidin precoated plate (5 ug/mL). Dose response curve for Anti-Semaphorin 4D Antibody , hFc Tag with the EC_{50} of 6.9 ng/mL determined by ELISA.

Gene Info — SEMA4D

Entrez GeneID	10507
Protein Accession#	Q92854-1
Gene Name	SEMA4D
Gene Alias	C9orf164, CD100, FLJ33485, FLJ34282, FLJ39737, FLJ46484, M-sema-G, MGC169138, MGC169141, SEMAJ, coll-4
Gene Description	sema domain, immunoglobulin domain (Ig), transmembrane domain (TM) and short cytoplasmic domain, (semaphorin) 4D
Omim ID	601866
Gene Ontology	Hyperlink
Gene Summary	sema domain
Other Designations	OTTHUMP00000021622|OTTHUMP00000070035|sema domain, immunoglobulin domain (Ig), transmembrane domain (TM) and short cytoplasmic domain, 4D|semaphorin 4D

Pathway

- Axon guidance

Disease

- Alzheimer Disease

- Genetic Predisposition to Disease

Copyright © 2023 Abnova Corporation. All Rights Reserved.

- Tobacco Use Disorder

Copyright © 2023 Abnova Corporation. All Rights Reserved.