Bioactive CellTx™ HuPro®

CD274 (Human) Recombinant Protein (Biotin)

Catalog # P10482 Size 100 ug

Applications

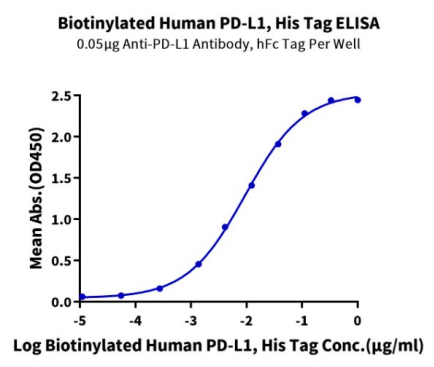

Enzyme-linked Immunoabsorbent Assay

Immobilized Anti-PD-L1 Antibody, hFc Tag at 0.5 ug/mL (100 uL/well) on the plate. Dose response curve for Biotinylated Human PD-L1, His Tag with the EC_{50} of 9.4 ng/mL determined by ELISA.

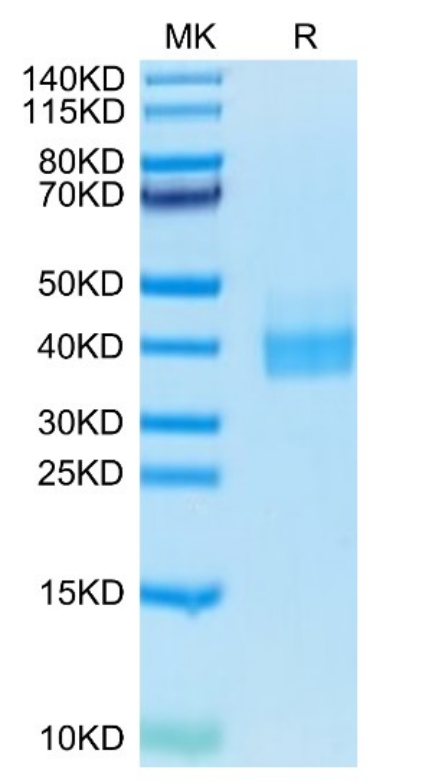

Tris-Bis PAGE

Biotinylated Human CD274 on Bis-Tris PAGE under reduced condition. The purity is greater than 95%.

Copyright © 2023 Abnova Corporation. All Rights Reserved.

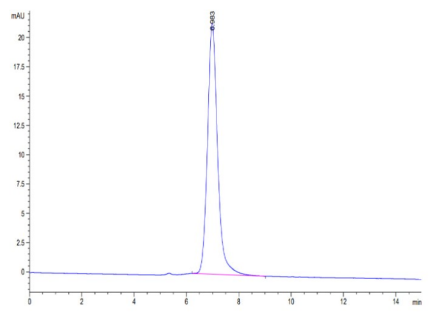

SEC-HPLC

The purity of Biotinylated Human CD274 is greater than 95% as determined by SEC-HPLC.

Specification

Product Description	Human CD274 (Q9NZQ7-1, Phe19-Arg238) partial recombinant protein with His-Avi tag at the C-Ter minus expressed in HEK293 cells.
Sequence	Phe19-Arg238
Host	Human
Theoretical MW (kDa)	28.1
Reactivity	Human
Form	Lyophilized
Conjugation	Biotin
Preparation Method	Mammalian cell (HEK293) expression system
Purity	> 95% by Tris-Bis PAGE > 95% by HPLC
Endotoxin Level	< 0.1 EU per 1 ug as determined by the LAL method.
Activity	The EC_{50} was 9.4 ng/mL, measured by ELISA at 0.5 ug/mL.
Recommend Usage	Biological Activity ELISA Tris-Bis PAGE SEC-HPLC The optimal working dilution should be determined by the end user.
Storage Buffer	Lyophilized from 0.22 um filtered solution in PBS, pH 7.4. (8% trehalose).
Storage Instruction	Store at -20°C for 12 months. After reconstitution, store at 4°C for 2-7 days, or store at -80°C for 3-6 months. Aliquot to avoid repeated freezing and thawing.
Note	Please use within one month after protein reconstitution.

Copyright © 2023 Abnova Corporation. All Rights Reserved.

Applications

- Functional Study

- Enzyme-linked Immunoabsorbent Assay

  Immobilized Anti-PD-L1 Antibody, hFc Tag at 0.5 ug/mL (100 uL/well) on the plate. Dose response curve for Biotinylated Human PD-L1, His Tag with the EC_{50} of 9.4 ng/mL determined by ELISA.

Gene Info — CD274

Entrez GeneID	29126
Protein Accession#	Q9NZQ7-1
Gene Name	CD274
Gene Alias	B7-H, B7H1, MGC142294, MGC142296, PD-L1, PDCD1L1, PDCD1LG1, PDL1
Gene Description	CD274 molecule
Omim ID	605402
Gene Ontology	Hyperlink
Other Designations	CD274 antigen|OTTHUMP00000021029|programmed cell death 1 ligand 1

Pathway

- Cell adhesion molecules (CAMs)

Disease

- Addison Disease
- Arthritis
- Autoimmune Diseases
- Diabetes Mellitus
- Genetic Predisposition to Disease

Copyright © 2023 Abnova Corporation. All Rights Reserved.

- Graves Disease
- Lupus Erythematosus
- Multiple Sclerosis
- Narcolepsy
- Rheumatoid Nodule

Copyright © 2023 Abnova Corporation. All Rights Reserved.