Bioactive CellTx™ HuPro®

PDCD1LG2 (Human) Recombinant Protein (Biotin)

Catalog # P10481 Size 100 ug

Applications

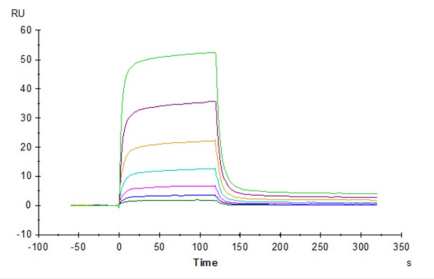

Surface Plasmon Resonance

Human PD-1, hFc Tag captured on CM5 Chip via Protein A can bind Biotinylated Human PD-L2, His-Avi Tag with an affinity constant of 0.344 uM as determined in SPR assay (Biacore T200).

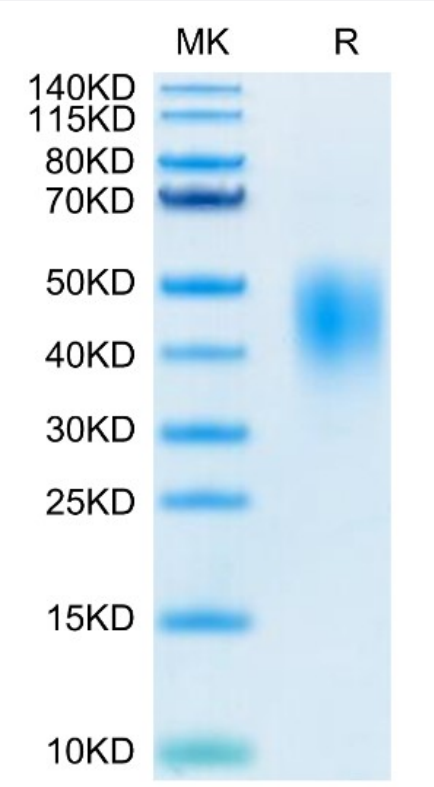

Tris-Bis PAGE

Biotinylated Human PDCD1LG2 on Bis-Tris PAGE under reduced condition. The purity is greater than 95%.

Copyright © 2023 Abnova Corporation. All Rights Reserved.

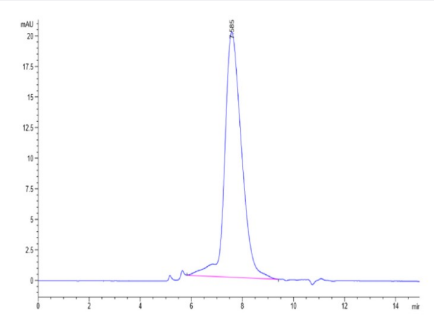

SEC-HPLC

The purity of Biotinylated Human PDCD1LG2 is greater than 95% as determined by SEC-HPLC.

Specification

Product Description	Human PDCD1LG2 (Q9BQ51-1, Leu20-Thr220) partial recombinant protein with His-Avi tag at the C-Terminus expressed in HEK293 cells.
Sequence	Leu20-Thr220
Host	Human
Theoretical MW (kDa)	25.3
Reactivity	Human
Form	Lyophilized
Conjugation	Biotin
Preparation Method	Mammalian cell (HEK293) expression system
Purity	> 95% by Tris-Bis PAGE > 95% by HPLC
Endotoxin Level	< 0.1 EU per 1 ug as determined by the LAL method.
Activity	The affinity constant was 0.344 uM, determined by SPR assay.
Recommend Usage	Biological Activity Tris-Bis PAGE SEC-HPLC SPR The optimal working dilution should be determined by the end user.
Storage Buffer	Lyophilized from 0.22 um filtered solution in PBS, pH 7.4. (8% trehalose).
Storage Instruction	Store at -20°C for 12 months. After reconstitution, store at 4°C for 2-7 days, or store at -80°C for 3-6 months. Aliquot to avoid repeated freezing and thawing.
Note	Please use within one month after protein reconstitution.

Copyright © 2023 Abnova Corporation. All Rights Reserved.

Applications

- Functional Study
- Surface Plasmon Resonance

  Human PD-1, hFc Tag captured on CM5 Chip via Protein A can bind Biotinylated Human PD-L2, His-Avi Tag with an affinity constant of 0.344 uM as determined in SPR assay (Biacore T200).

Gene Info — PDCD1LG2

Entrez GeneID	80380
Protein Accession#	Q9BQ51-1
Gene Name	PDCD1LG2
Gene Alias	B7DC, Btdc, CD273, MGC142238, MGC142240, PD-L2, PDCD1L2, PDL2, bA574F11.2
Gene Description	programmed cell death 1 ligand 2
Omim ID	605723
Gene Ontology	Hyperlink
Other Designations	OTTHUMP00000021030|PD-1-ligand 2|programmed death ligand 2

Pathway

- Cell adhesion molecules (CAMs)

Disease

- Colorectal Neoplasms
- Diabetes Mellitus
- Genetic Predisposition to Disease
- Graves Disease

Copyright © 2023 Abnova Corporation. All Rights Reserved.