Bioactive HuPro®

FGFR3 (Human) Recombinant Protein (Biotin)

Catalog # P10404 Size 100 ug

Applications

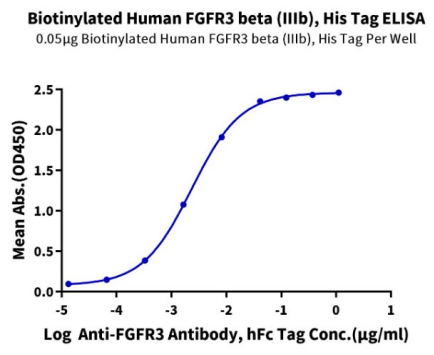

Enzyme-linked Immunoabsorbent Assay

Immobilized Biotinylated Human FGFR3 beta (IIIb) , His Tag at 0.5 ug/mL (100 uL/well) on the streptavidin precoated plate (5 ug/mL). Dose response curve for Anti-FGFR3 Antibody, hFc Tag with the EC_{50} of 2.3 ng/mL determined by ELISA.

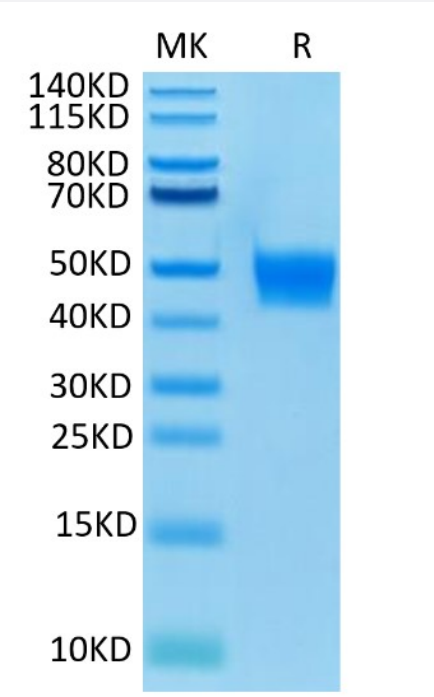

Tris-Bis PAGE

Biotinylated HumanFGFR3 on Bis-Tris PAGE under reduced condition. The purity is greater than 95%.

Copyright © 2023 Abnova Corporation. All Rights Reserved.

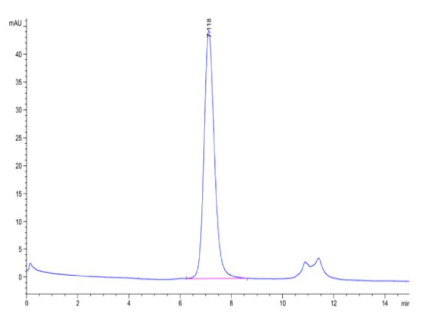

SEC-HPLC

The purity of Biotinylated Human FGFR3 is greater than 95% as determined by SEC-HPLC.

Specification

Product Description	Human FCGR3 (P22607-2, Asp127-Gly375) partial recombinant protein with His-Avi tag at the C-Terminus expressed in HEK293 cells.
Sequence	Asp127-Gly375
Host	Human
Theoretical MW (kDa)	30.5
Reactivity	Human
Form	Lyophilized
Conjugation	Biotin
Preparation Method	Mammalian cell (HEK293) expression system
Purity	> 95% by Tris-Bis PAGE > 95% by HPLC
Endotoxin Level	< 0.1 EU per 1 ug as determined by the LAL method.
Activity	The EC_{50} was 2.3 ng/mL, measured by ELISA at 0.5 ug/mL.
Recommend Usage	Biological Activity ELISA Tris-Bis PAGE SEC-HPLC The optimal working dilution should be determined by the end user.
Storage Buffer	Lyophilized from 0.22 um filtered solution in PBS, pH 7.4. (8% trehalose).
Storage Instruction	Store at -20°C for 12 months. After reconstitution, store at 4°C for 2-7 days, or store at -80°C for 3-6 months. Aliquot to avoid repeated freezing and thawing.
Note	Please use within one month after protein reconstitution.

Copyright © 2023 Abnova Corporation. All Rights Reserved.

Applications

- Functional Study

- Enzyme-linked Immunoabsorbent Assay

  Immobilized Biotinylated Human FGFR3 beta (IIIb) , His Tag at 0.5 ug/mL (100 uL/well) on the streptavidin precoated plate (5 ug/mL). Dose response curve for Anti-FGFR3 Antibody, hFc Tag with the EC_{50} of 2.3 ng/mL determined by ELISA.

Gene Info — FGFR3

Entrez GeneID	2261
Protein Accession#	P22607-2
Gene Name	FGFR3
Gene Alias	ACH, CD333, CEK2, HSFGFR3EX, JTK4
Gene Description	fibroblast growth factor receptor 3
Omim ID	100800 109800 134934 146000 149730 162900 187600 602849 603956 610474
Gene Ontology	Hyperlink
Gene Summary	This gene encodes a member of the fibroblast growth factor receptor (FGFR) family, with its amino acid sequence being highly conserved between members and among divergent species. FGFR family members differ from one another in their ligand affinities and tissue distribution. A full-length representative protein would consist of an extracellular region, composed of three immunoglobulin-like domains, a single hydrophobic membrane-spanning segment and a cytoplasmic tyrosine kinase domain. The extracellular portion of the protein interacts with fibroblast growth factors, setting in motion a cascade of downstream signals, ultimately influencing mitogenesis and differentiation. This particular family member binds acidic and basic fibroblast growth hormone and plays a role in bone development and maintenance. Mutations in this gene lead to craniosynostosis and multiple types of skeletal dysplasia. Three alternatively spliced transcript variants that encode different protein isoforms have been described. [provided by RefSeq
Other Designations	OTTHUMP00000149959|achondroplasia, thanatophoric dwarfism|hydroxyaryl-protein kinase|tyrosine kinase JTK4

Pathway

- Bladder cancer

- Endocytosis

Copyright © 2023 Abnova Corporation. All Rights Reserved.

- MAPK signaling pathway
- Pathways in cancer
- Regulation of actin cytoskeleton

Disease

- Achondroplasia
- Alzheimer disease
- Carcinoma
- Cardiovascular Diseases
- Cheilitis
- Chromosome Aberrations
- Chromosome Deletion
- Cleft Lip
- Cleft Palate
- Colon cancer
- Colonic Neoplasms
- Craniosynostoses
- Diabetes Complications
- Disease Progression
- Genetic Diseases
- Genetic Predisposition to Disease
- Intracranial Hypertension
- Kidney Neoplasms
- Lung Neoplasms
- Metabolic Syndrome X
- Musculoskeletal Abnormalities

Copyright © 2023 Abnova Corporation. All Rights Reserved.

- Neoplasm Invasiveness
- Neoplasm Recurrence
- Neoplasms
- Osteochondrodysplasias
- Osteoporosis
- Pancreatic cancer
- Pancreatic Neoplasms
- Prostate cancer
- Prostatic Neoplasms
- Recurrence
- Skin Neoplasms
- Sleep Apnea
- Syndrome
- Thanatophoric Dysplasia
- Ureteral Neoplasms
- Urinary Bladder Neoplasms

Copyright © 2023 Abnova Corporation. All Rights Reserved.