Bioactive CellTx™ HuPro®

DLL4 (Human) Recombinant Protein (Biotin)

Catalog # P10394 Size 100 ug

Applications

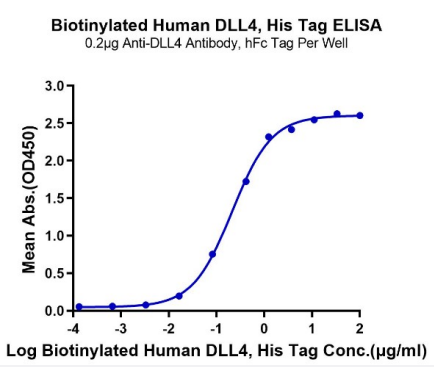

Enzyme-linked Immunoabsorbent Assay

Immobilized Anti-DLL4 Antibody, hFc Tag at 2 ug/mL (100 uL/well) on the plate. Dose response curve for Biotinylated Human DLL4, His Tag with the EC_{50} of 0.21 ug/mL determined by ELISA.

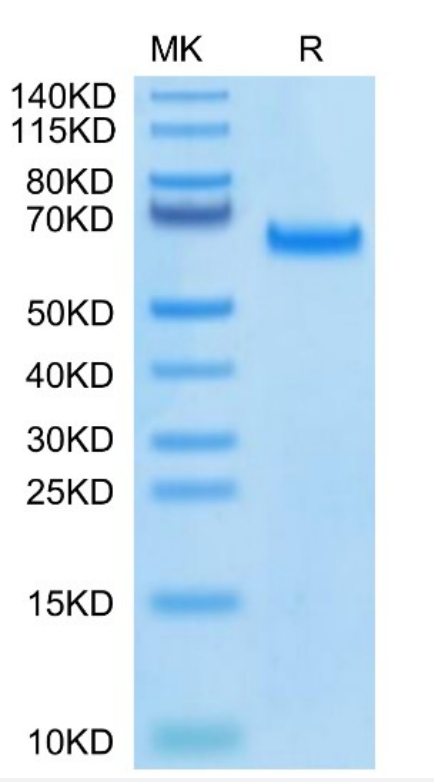

Tris-Bis PAGE

Biotinylated Human DLL4 on Bis-Tris PAGE under reduced condition. The purity is greater than 95%.

Copyright © 2023 Abnova Corporation. All Rights Reserved.

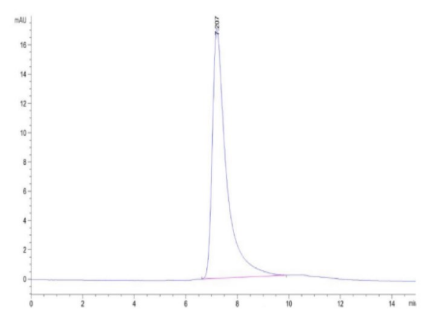

SEC-HPLC

The purity of Biotinylated Human DLL4 is greater than 95% as determined by SEC-HPLC.

Specification

Product Description	Human DLL4 (Q9NR61, Ser27-Pro524) partial recombinant protein with His-Avi tag at the C-Terminus expressed in HEK293 cells.
Sequence	Ser27-Pro524
Host	Human
Theoretical MW (kDa)	55.7
Reactivity	Human
Form	Lyophilized
Conjugation	Biotin
Preparation Method	Mammalian cell (HEK293) expression system
Purity	> 95% by Tris-Bis PAGE > 95% by HPLC
Endotoxin Level	< 0.1 EU per 1 ug as determined by the LAL method.
Activity	The EC_{50} was 0.21 ug/mL, measured by ELISA at 2 ug/mL.
Recommend Usage	Biological Activity ELISA Tris-Bis PAGE SEC-HPLC The optimal working dilution should be determined by the end user.
Storage Buffer	Lyophilized from 0.22 um filtered solution in PBS, pH 7.4. (8% trehalose).
Storage Instruction	Store at -20°C for 12 months. After reconstitution, store at 4°C for 2-7 days, or store at -80°C for 3-6 months. Aliquot to avoid repeated freezing and thawing.
Note	Please use within one month after protein reconstitution.

Copyright © 2023 Abnova Corporation. All Rights Reserved.

Applications

- Functional Study
- Enzyme-linked Immunoabsorbent Assay

  Immobilized Anti-DLL4 Antibody, hFc Tag at 2 ug/mL (100 uL/well) on the plate. Dose response curve for Biotinylated Human DLL4, His Tag with the EC_{50} of 0.21 ug/mL determined by ELISA.

Gene Info — DLL4

Entrez GeneID	54567
Protein Accession#	Q9NR61
Gene Name	DLL4
Gene Alias	MGC126344, hdelta2
Gene Description	delta-like 4 (Drosophila)
Omim ID	605185
Gene Ontology	Hyperlink
Gene Summary	This gene is a homolog of the Drosophila delta gene. The delta gene family encodes Notch ligands that are characterized by a DSL domain, EGF repeats, and a transmembrane domain. [provided by RefSeq
Other Designations	delta 4|delta ligand 4|delta-like 4 homolog|delta-like 4 protein|notch ligand DLL4|notch ligand delta-2

Pathway

- Notch signaling pathway

Copyright © 2023 Abnova Corporation. All Rights Reserved.