Bioactive CellTx™ HuPro®

CD40LG Trimer (Human) Recombinant Protein (Biotin)

Catalog # P10385 Size 100 ug

Applications

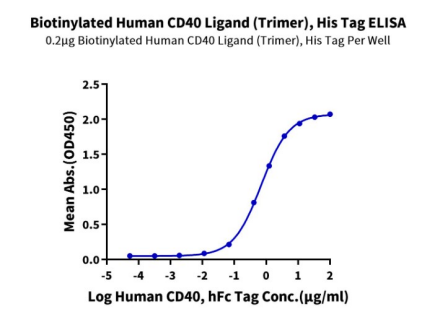

Enzyme-linked Immunoabsorbent Assay

Immobilized Biotinylated Human CD40 Ligand Trimer, His Tag at 2 ug/mL (100 uL/well) on the streptavidin precoated plate (5 ug/mL). Dose response curve for Human CD40, hFc Tag with the EC_{50} of 0.70 ug/mL determined by ELISA.

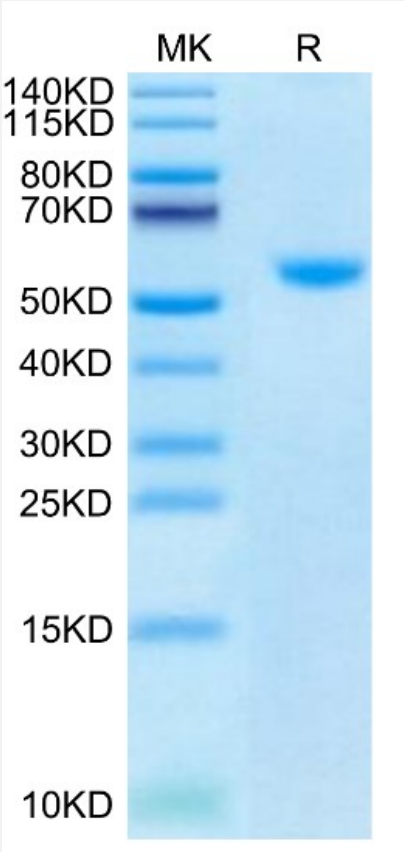

Tris-Bis PAGE

Biotinylated Human CD40LG Trimer on Bis-Tris PAGE under reduced condition. The purity is greater than 95%.

Copyright © 2023 Abnova Corporation. All Rights Reserved.

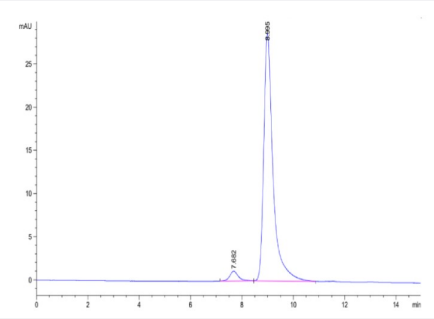

SEC-HPLC

The purity of Biotinylated Human CD40LG Trimer is greater than 95% as determined by SEC-HPLC.

Specification

Product Description	Human CD40LG Trimer (P29965, Met113-Leu261) partial recombinant protein with His-Flag tag at t he N-Terminus expressed in HEK293 cells.
Sequence	Met113-Leu261
Host	Human
Theoretical MW (kDa)	52.4
Reactivity	Human
Form	Lyophilized
Conjugation	Biotin
Preparation Method	Mammalian cell (HEK293) expression system
Purity	> 95% by Tris-Bis PAGE > 95% by HPLC
Endotoxin Level	< 0.1 EU per 1 ug as determined by the LAL method.
Activity	The EC_{50} was 0.70 ug/mL, measured by ELISA at 2 ug/mL.
Recommend Usage	Biological Activity ELISA Tris-Bis PAGE SEC-HPLC The optimal working dilution should be determined by the end user.
Storage Buffer	Lyophilized from 0.22 um filtered solution in PBS, pH 7.4. (8% trehalose).
Storage Instruction	Store at -20°C for 12 months. After reconstitution, store at 4°C for 2-7 days, or store at -80°C for 3-6 months. Aliquot to avoid repeated freezing and thawing.
Note	Please use within one month after protein reconstitution.

Copyright © 2023 Abnova Corporation. All Rights Reserved.

Applications

- Functional Study
- Enzyme-linked Immunoabsorbent Assay

  Immobilized Biotinylated Human CD40 Ligand Trimer, His Tag at 2 ug/mL (100 uL/well) on the streptavidin precoated plate (5 ug/mL). Dose response curve for Human CD40, hFc Tag with the EC_{50} of 0.70 ug/mL determined by ELISA.

Gene Info — CD40LG

Entrez GeneID	959
Protein Accession#	P29965
Gene Name	CD40LG
Gene Alias	CD154, CD40L, HIGM1, IGM, IMD3, T-BAM, TNFSF5, TRAP, gp39, hCD40L
Gene Description	CD40 ligand
Omim ID	300386 308230
Gene Ontology	Hyperlink
Gene Summary	The protein encoded by this gene is expressed on the surface of T cells. It regulates B cell functio n by engaging CD40 on the B cell surface. A defect in this gene results in an inability to undergo i mmunoglobulin class switch and is associated with hyper-IgM syndrome. [provided by RefSeq
Other Designations	CD40 antigen ligand|OTTHUMP00000024130|T-B cell-activating molecule|TNF-related activation protein|tumor necrosis factor (ligand) superfamily member 5

Pathway

- Allograft rejection
- Asthma
- Autoimmune thyroid disease
- Cell adhesion molecules (CAMs)
- Cytokine-cytokine receptor interaction

Copyright © 2023 Abnova Corporation. All Rights Reserved.

- Primary immunodeficiency
- Systemic lupus erythematosus
- T cell receptor signaling pathway

Disease

- Alzheimer disease
- Arthritis
- Asthma
- Atherosclerosis
- Bronchiolitis
- Calcinosis
- Cardiovascular Diseases
- Coronary Artery Disease
- Coronary Stenosis
- Diabetes Complications
- Diabetes Mellitus
- Diabetic Angiopathies
- Disease Progression
- Drug Eruptions
- Edema
- Genetic Predisposition to Disease
- Graves Disease
- Immunologic Deficiency Syndromes
- Infant
- Lupus Erythematosus

Copyright © 2023 Abnova Corporation. All Rights Reserved.

- Malaria
- Metabolic Syndrome X
- Mucocutaneous Lymph Node Syndrome
- Neoplasms
- Obesity
- Osteoporosis
- Ovarian Failure
- Pemphigus
- Polycystic Ovary Syndrome
- Puberty
- Renal Insufficiency
- Respiratory Syncytial Virus Infections
- Severe Combined Immunodeficiency
- Thrombophilia
- Tobacco Use Disorder
- Tuberculosis
- Werner syndrome

Copyright © 2023 Abnova Corporation. All Rights Reserved.