Bioactive CellTx™ HuPro®

IL2RB (Human) Recombinant Protein (Biotin)

Catalog # P10367 Size 100 ug

Applications

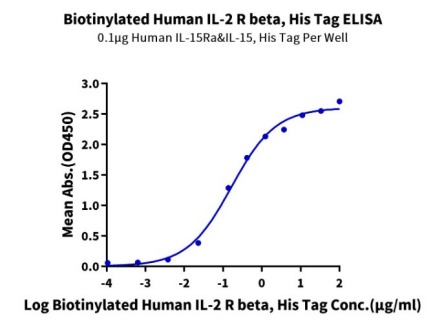

Enzyme-linked Immunoabsorbent Assay

Immobilized Human IL-15Ra&IL-15, His Tag at 1 ug/mL (100 uL/well) on the plate. Dose response curve for Biotinylated Human IL-2 R beta, His Tag with the EC_{50} of 0.16ug/mL determined by ELISA (QC Test).

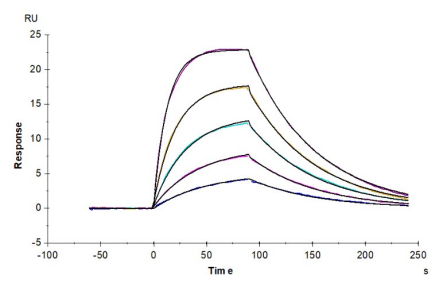

Surface Plasmon Resonance

Biotinylated Human IL-2 R beta, His-Avi Tag captured on CM5 Chip via Anti-His Antibody can bind Human IL-15, No Tag with an affinity constant of 12.91 nM as determined in SPR assay (Biacore T200).

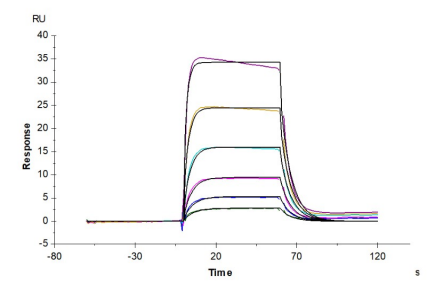

Surface Plasmon Resonance

Biotinylated Human IL-2 R beta, His-Avi Tag captured on CM5 Chip via anti-his antibody can bind Human IL-2, No Tag with an affinity constant of 0.079 uM as determined in SPR assay (Biacore T200).

Copyright © 2023 Abnova Corporation. All Rights Reserved.

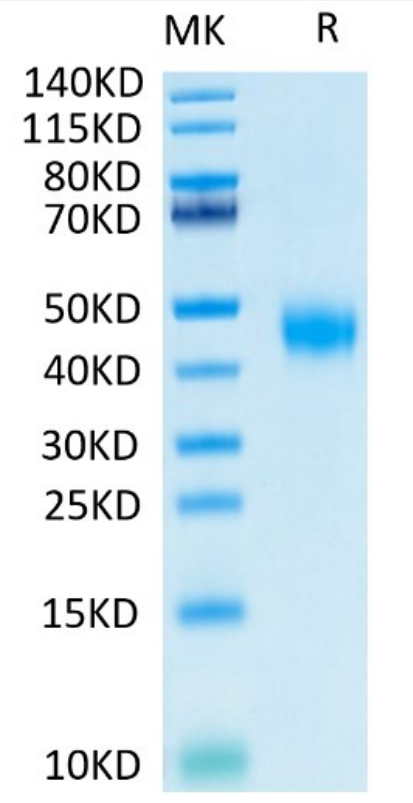

Tris-Bis PAGE

Biotinylated Human IL2RB on Bis-Tris PAGE under reduced condition. The purity is greater than 95%.

SEC-HPLC

The purity of Biotinylated Human IL2RB is greater than 95% as determined by SEC-HPLC.

Specification

Product Description	Human IL2RB (NP_000869, Ala27-Asp239) partial recombinant protein with His-Avi tag at the C-Ter minus expressed in HEK293 cells.
Sequence	Ala27-Asp239
Host	Human
Theoretical MW (kDa)	27.5
Reactivity	Human
Form	Lyophilized
Conjugation	Biotin
Preparation Method	Mammalian cell (HEK293) expression system

Copyright © 2023 Abnova Corporation. All Rights Reserved.

Purity	> 95% by Tris-Bis PAGE > 95% by HPLC
Endotoxin Level	< 0.1 EU per 1 ug as determined by the LAL method.
Activity	The EC_{50} was 0.16 ug/mL, measured by ELISA at 1 ug/mL.The affinity constant was 0.079 uM, deter mined by SPR assay.
Recommend Usage	Biological Activity Tris-Bis PAGE SEC-HPLC SPR The optimal working dilution should be determined by the end user.
Storage Buffer	Lyophilized from 0.22 um filtered solution in PBS, pH 7.4. (8% trehalose).
Storage Instruction	Store at -20°C for 12 months. After reconstitution, store at 4°C for 2-7 days, or store at -80°C for 3-6 months. Aliquot to avoid repeated freezing and thawing.
Note	Please use within one month after protein reconstitution.

Applications

- Functional Study
- Enzyme-linked Immunoabsorbent Assay

  Immobilized Human IL-15Ra&IL-15, His Tag at 1 ug/mL (100 uL/well) on the plate. Dose response curve for Biotinylated Human IL-2 R beta, His Tag with the EC_{50} of 0.16ug/mL determined by ELISA (QC Test).
- Surface Plasmon Resonance

  Biotinylated Human IL-2 R beta, His-Avi Tag captured on CM5 Chip via Anti-His Antibody can bind Human IL-15, No Tag with an affinity constant of 12.91 nM as determined in SPR assay (Biacore T200).
- Surface Plasmon Resonance

  Biotinylated Human IL-2 R beta, His-Avi Tag captured on CM5 Chip via anti-his antibody can bind Human IL-2, No Tag with an affinity constant of 0.079 uM as determined in SPR assay (Biacore T200).

Gene Info — IL2RB

Entrez GeneID	3560
Protein Accession#	NP_000869

Copyright © 2023 Abnova Corporation. All Rights Reserved.

Gene Name	IL2RB
Gene Alias	CD122, P70-75
Gene Description	interleukin 2 receptor, beta
Omim ID	146710
Gene Ontology	Hyperlink
Gene Summary	The interleukin 2 receptor, which is involved in T cell-mediated immune responses, is present in 3 forms with respect to ability to bind interleukin 2. The low affinity form is a monomer of the alpha s ubunit and is not involved in signal transduction. The intermediate affinity form consists of an alpha /beta subunit heterodimer, while the high affinity form consists of an alpha/beta/gamma subunit he terotrimer. Both the intermediate and high affinity forms of the receptor are involved in receptor-m ediated endocytosis and transduction of mitogenic signals from interleukin 2. The protein encode d by this gene represents the beta subunit and is a type I membrane protein. [provided by RefSeq
Other Designations	CD122 antigen|OTTHUMP00000028799|high affinity IL-2 receptor beta subunit|interleukin 2 rece ptor beta

Pathway

- Cytokine-cytokine receptor interaction
- Endocytosis
- Jak-STAT signaling pathway

Disease

- Arthritis
- Asthma
- Bipolar Disorder
- Bronchial Hyperreactivity
- Bronchiolitis
- Carcinoma
- Cardiovascular Diseases
- Celiac Disease

Copyright © 2023 Abnova Corporation. All Rights Reserved.

- Chagas Disease
- Colitis
- Connective Tissue Diseases
- Crohn Disease
- Diabetes Mellitus
- Disease Progression
- Edema
- Endometriosis
- Esophagitis
- Fetal Diseases
- Genetic Predisposition to Disease
- Hepatitis C
- Hyperparathyroidism
- Hypersensitivity
- Infant
- Infection
- Inflammation
- Kidney Failure
- Leishmaniasis
- Liver Neoplasms
- Lung Neoplasms
- Measles
- Multiple Sclerosis
- Mumps
- Musculoskeletal Diseases
- Myasthenia Gravis

Copyright © 2023 Abnova Corporation. All Rights Reserved.

- Occupational Diseases
- Pain
- Pregnancy Complications
- Premature Birth
- Prostate cancer
- Prostatic Neoplasms
- Radiation Injuries
- Radiation Pneumonitis
- Respiratory Syncytial Virus Infections
- Rubella
- Schizophrenia
- Skin Diseases
- Tobacco Use Disorder
- Viremia
- Wegener Granulomatosis

Copyright © 2023 Abnova Corporation. All Rights Reserved.