Bioactive HuPro®

FGF21 (Human) Recombinant Protein

Catalog # P10259 Size 100 ug

Applications

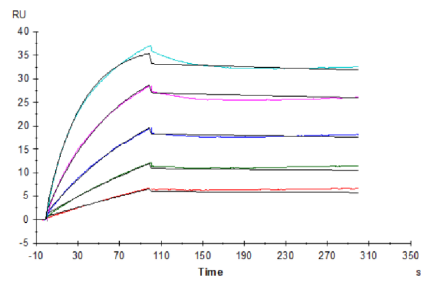

Surface Plasmon Resonance

Human Beta Klotho, His Tag captured on CM5 Chip via anti-His antibody can bind Human FGF21, mFc Tag with an affinity constant of 0.54 nM as determined in SPR assay (Biacore T200).

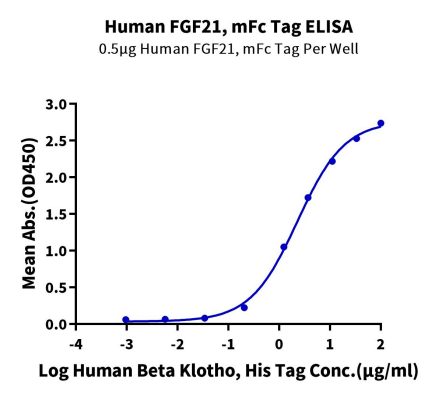

ELISA

Immobilized Human FGF21 at 5 ug/ml (100 ul/Well) on the plate. Dose response curve for Human Beta Klotho, His Tag with the EC_{50} of 2.29 ug/ml determined by ELISA (QC Test).

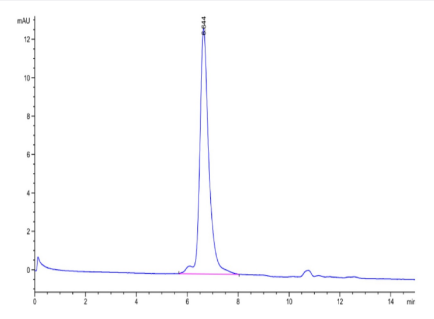

SEC-HPLC

The purity of Human FGF21 is greater than 95% as determined by SEC-HPLC.

Copyright © 2023 Abnova Corporation. All Rights Reserved.

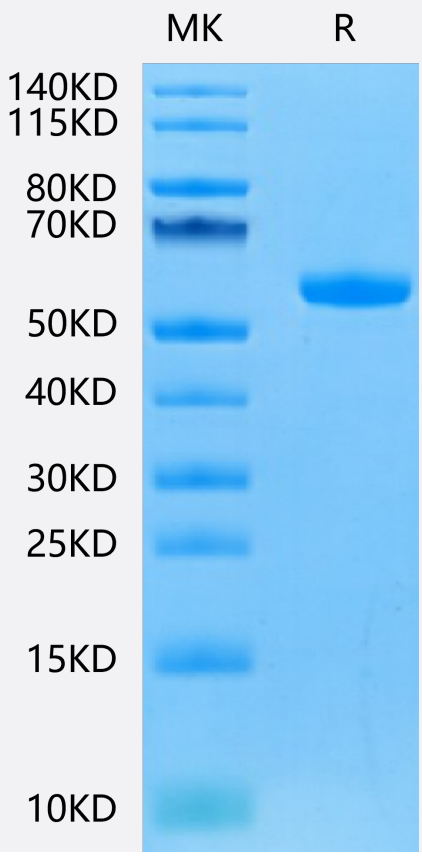

Tris-Bis PAGE

Human FGF21 on Tris-Bis PAGE under reduced condition. The purity is greater than 95%.

Specification

Product Description	Human FGF21 (Q9NSA1-1, His29-Ser209) partial recombinant protein with mFc-Avi tag at N-terminus expressed in HEK293 cells.
Sequence	His29-Ser209
Host	Human
Theoretical MW (kDa)	46.9
Form	Lyophilized
Preparation Method	Mammalian cell (HEK293) expression system
Purity	> 95% as determined by Tris-Bis PAGE;> 95% as determined by HPLC
Endotoxin Level	< 1 EU per 1 ug of protein (determined by LAL method)

Copyright © 2023 Abnova Corporation. All Rights Reserved.

Quality Control Testing	ELISA and SEC-HPLC ELISA Immobilized Human FGF21 at 5 ug/ml (100 ul/Well) on the plate. Dose response curve for Human Beta Klotho, His Tag with the EC_{50} of 2.29 ug/ml determined by ELISA (QC Test). SEC-HPLC The purity of Human FGF21 is greater than 95% as determined by SEC-HPLC. Tris-Bis PAGE Human FGF21 on Tris-Bis PAGE under reduced condition. The purity is greater than 95%.
Recommend Usage	Biological Activity ELISA SEC-HPLC SPR Tris-Bis PAGE The optimal working dilution should be determined by the end user.
Storage Buffer	Lyophilized from filtered solution in PBS, pH 7.4 (5% trehalose).
Storage Instruction	After reconstitution with deionized water to a final concentration more than 100 ug/ml, store at 4°C for 1 week. For long term storage, store at -80°C for 1 year. Aliquot to avoid repeated freezing and thawing.

Applications

- Functional Study
- Enzyme-linked Immunoabsorbent Assay
- Surface Plasmon Resonance

  Human Beta Klotho, His Tag captured on CM5 Chip via anti-His antibody can bind Human FGF21, mFc Tag with an affinity constant of 0.54 nM as determined in SPR assay (Biacore T200).

Gene Info — FGF21

Entrez GeneID	26291
Protein Accession#	Q9NSA1-1
Gene Name	FGF21
Gene Alias	-
Gene Description	fibroblast growth factor 21
Omim ID	609436

Copyright © 2023 Abnova Corporation. All Rights Reserved.

Gene Ontology	Hyperlink
Gene Summary	The protein encoded by this gene is a member of the fibroblast growth factor (FGF) family. FGF family members possess broad mitogenic and cell survival activities and are involved in a variety of biological processes including embryonic development, cell growth, morphogenesis, tissue repair, tumor growth and invasion. The function of this growth factor has not yet been determined. [provided by RefSeq
Other Designations	-

Pathway

- MAPK signaling pathway
- Melanoma
- Pathways in cancer
- Regulation of actin cytoskeleton

Copyright © 2023 Abnova Corporation. All Rights Reserved.