Bioactive CellTx™ HuPro®

EGFR (Human) Recombinant Protein

Catalog # P10255 Size 100 ug

Applications

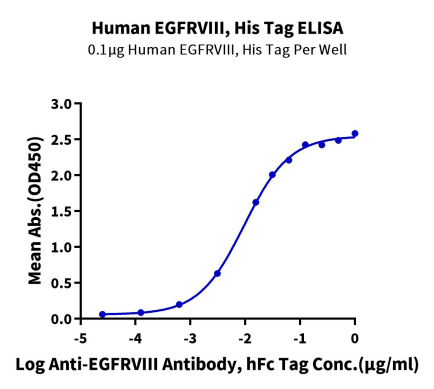

Enzyme-linked Immunoabsorbent Assay

Immobilized Human EGFRVIII, His Tag at 1 ug/ml (100 ul/Well) on the plate. Dose response curve for Anti-EGFRVIII Antibody, hFc Tag with the EC_{50} of 9.6 ng/ml determined by ELISA.

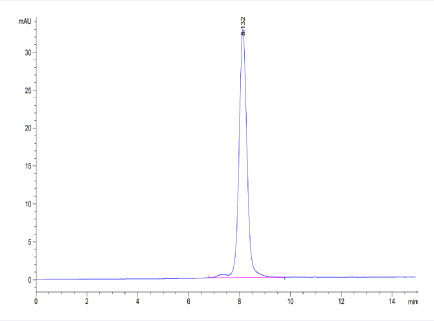

SEC-HPLC

The purity of Human EGFRVIII is greater than 95% as determined by SEC-HPLC.

Copyright © 2023 Abnova Corporation. All Rights Reserved.

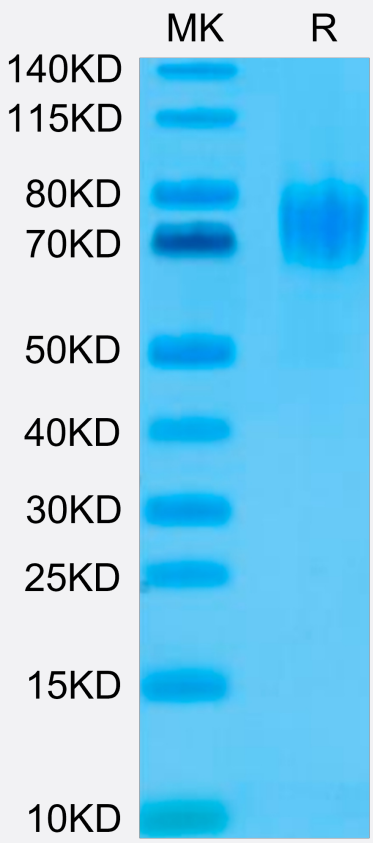

Tris-Bis PAGE

Human EGFRVIII on Tris-Bis PAGE under reduced condition. The purity is greater than 95%.

Specification

Product Description	Human EGFR (NP_001333870.1, Leu25-Ser378) partial recombinant protein with His-Avi tag at C-terminus expressed in HEK293 cells.
Sequence	Leu25-Ser378
Host	Human
Theoretical MW (kDa)	41.6
Form	Lyophilized
Preparation Method	Mammalian cell (HEK293) expression system
Purity	> 95% as determined by Tris-Bis PAGE;> 95% as determined by HPLC
Endotoxin Level	< 1 EU per 1 ug of protein (determined by LAL method)
Quality Control Testing	SEC-HPLC SEC-HPLC The purity of Human EGFRVIII is greater than 95% as determined by SEC-HPLC. Tris-Bis PAGE Human EGFRVIII on Tris-Bis PAGE under reduced condition. The purity is greater than 95%.

Copyright © 2023 Abnova Corporation. All Rights Reserved.

Recommend Usage	Biological Activity ELISA SEC-HPLC Tris-Bis PAGE The optimal working dilution should be determined by the end user.
Storage Buffer	Lyophilized from filtered solution in PBS, pH 7.4 (5% trehalose).
Storage Instruction	After reconstitution with deionized water to a final concentration more than 100 ug/ml, store at 4°C for 1 week. For long term storage, store at -80°C for 1 year. Aliquot to avoid repeated freezing and thawing.

Applications

- Functional Study
- Enzyme-linked Immunoabsorbent Assay

  Immobilized Human EGFRVIII, His Tag at 1 ug/ml (100 ul/Well) on the plate. Dose response curve for Anti-EGFRVIII Antibody, hFc Tag with the EC_{50} of 9.6 ng/ml determined by ELISA.

Gene Info — EGFR

Entrez GeneID	1956
Protein Accession#	NP_001333870.1
Gene Name	EGFR
Gene Alias	ERBB, ERBB1, HER1, PIG61, mENA
Gene Description	epidermal growth factor receptor (erythroblastic leukemia viral (v-erb-b) oncogene homolog, avian)
Omim ID	131550 211980
Gene Ontology	Hyperlink
Gene Summary	The protein encoded by this gene is a transmembrane glycoprotein that is a member of the protei n kinase superfamily. This protein is a receptor for members of the epidermal growth factor family. EGFR is a cell surface protein that binds to epidermal growth factor. Binding of the protein to a lig and induces receptor dimerization and tyrosine autophosphorylation and leads to cell proliferation . Mutations in this gene are associated with lung cancer. [provided by RefSeq
Other Designations	avian erythroblastic leukemia viral (v-erb-b) oncogene homolog|cell growth inhibiting protein 40|ce ll proliferation-inducing protein 61|epidermal growth factor receptor

Copyright © 2023 Abnova Corporation. All Rights Reserved.

Pathway

- Adherens junction
- Bladder cancer
- Calcium signaling pathway
- Colorectal cancer
- Cytokine-cytokine receptor interaction
- Dorso-ventral axis formation
- Endocytosis
- Endometrial cancer
- Epithelial cell signaling in Helicobacter pylori infection
- ErbB signaling pathway
- Focal adhesion
- Gap junction
- Glioma
- GnRH signaling pathway
- MAPK signaling pathway
- Melanoma
- Non-small cell lung cancer
- Pancreatic cancer
- Pathways in cancer
- Prostate cancer
- Regulation of actin cytoskeleton

Disease

- Adenocarcinoma

Copyright © 2023 Abnova Corporation. All Rights Reserved.

- Anus Neoplasms
- Asthma
- Astrocytoma
- Atherosclerosis
- Barrett Esophagus
- Bile Duct Neoplasms
- Biliary Tract Neoplasms
- Bipolar Disorder
- Brain Neoplasms
- Breast cancer
- Breast Neoplasms
- Bronchial Hyperreactivity
- Carcinoma
- Cardiomyopathy
- Cardiovascular Diseases
- Cell Transformation
- Central Nervous System Neoplasms
- Cervical Intraepithelial Neoplasia
- Cholangiocarcinoma
- Chromosome Aberrations
- Chromosome Deletion
- Cleft Lip
- Cleft Palate
- Cocarcinogenesis
- Colon cancer
- Colonic Neoplasms

Copyright © 2023 Abnova Corporation. All Rights Reserved.

- Colorectal Neoplasms
- Cystadenocarcinoma
- Diabetes Mellitus
- Diarrhea
- Disease Progression
- Disease Susceptibility
- DNA Damage
- Drug Eruptions
- Drug Toxicity
- Edema
- Endometrial Neoplasms
- Endometriosis
- Esophageal Neoplasms
- Exanthema
- Genetic Diseases
- Genetic Predisposition to Disease
- Glioblastoma
- Glioma
- Head and Neck Neoplasms
- Hepatitis C
- HIV Infections
- Hyperparathyroidism
- Hypersensitivity
- Hypopharyngeal Neoplasms
- Kidney Failure

Copyright © 2023 Abnova Corporation. All Rights Reserved.

- Kidney Neoplasms
- Liver Diseases
- Liver Neoplasms
- Lung carcinoma
- Lung Neoplasms
- Lupus Erythematosus
- Lymphatic Metastasis
- Mental Disorders
- Mouth Neoplasms
- Myoma
- Nasopharyngeal Neoplasms
- Neoplasm Invasiveness
- Neoplasm Metastasis
- Neoplasm Recurrence
- Neoplasms
- Osteosarcoma
- Otorhinolaryngologic Neoplasms
- Ovarian cancer
- Ovarian Neoplasms
- Pancreatic cancer
- Pancreatic Neoplasms
- Papillomavirus Infections
- Polycystic Kidney
- Polycystic kidney disease
- Precancerous Conditions
- Prostate cancer

Copyright © 2023 Abnova Corporation. All Rights Reserved.

- Prostatic Hyperplasia
- Prostatic Neoplasms
- Pulmonary Disease
- Ras oncogene
- Rectal Neoplasms
- Recurrence
- Skin Neoplasms
- Small Cell Lung Carcinoma
- Stomach Neoplasms
- Thyroid Neoplasms
- Tongue Neoplasms
- Tonsillar Neoplasms
- Urinary Bladder Neoplasms
- Urinary Calculi
- Uterine Cervical Neoplasms
- Uterine Neoplasms
- Viremia
- Werner syndrome

Copyright © 2023 Abnova Corporation. All Rights Reserved.