Bioactive HuPro®

TNFSF15 (Human) Recombinant Protein

Catalog # P10240 Size 100 ug

Applications

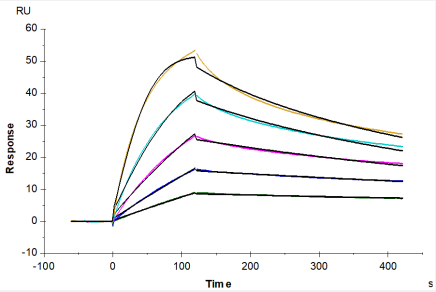

Surface Plasmon Resonance

Mouse DR3, His Tag immobilized on CM5 Chip can bind Human TNFSF15 (Trimer) , His Tag with an affinity constant of 3.06 nM as determined in SPR assay (Biacore T200).

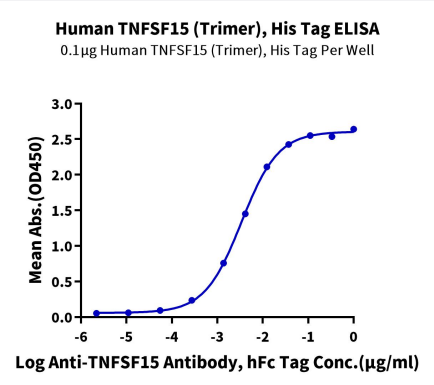

ELISA

Immobilized Human TNFSF15 Trimer, His Tag at 1 ug/ml (100 ul/Well) on the plate. Dose response curve for Anti-TNFSF15 Antibody, hFc Tag with the EC_{50} of 3.4 ng/ml determined by ELISA (QC Test).

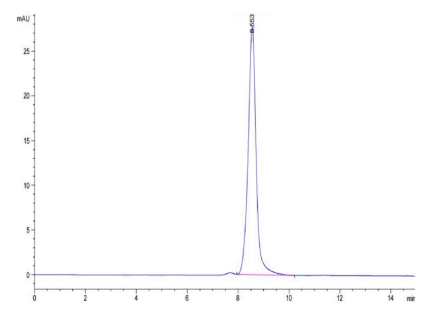

SEC-HPLC

The purity of Human TNFSF15 Trimer is greater than 95% as determined by SEC-HPLC.

Copyright © 2023 Abnova Corporation. All Rights Reserved.



Tris-Bis PAGE

Human TNFSF15 Trimer on Tris-Bis PAGE under reduced condition. The purity is greater than 95%.

Specification

Product Description	Human TNFSF15 (O95150-1, Asp91-Leu251) partial recombinant protein with His-Flag tag at N-ter minus expressed in HEK293 cells.
Sequence	Asp91-Leu251
Host	Human
Theoretical MW (kDa)	58.2
Form	Lyophilized
Preparation Method	Mammalian cell (HEK293) expression system
Purity	> 95% as determined by Tris-Bis PAGE;> 95% as determined by HPLC
Endotoxin Level	< 1 EU per 1 ug of protein (determined by LAL method)

Copyright © 2023 Abnova Corporation. All Rights Reserved.

Quality Control Testing	ELISA and SEC-HPLC ELISA Immobilized Human TNFSF15 Trimer, His Tag at 1 ug/ml (100 ul/Well) on the plate. Dose response curve for Anti-TNFSF15 Antibody, hFc Tag with the EC_{50} of 3.4 ng/ml determined by ELISA (QC Test). SEC-HPLC The purity of Human TNFSF15 Trimer is greater than 95% as determined by SEC-HPLC. Tris-Bis PAGE Human TNFSF15 Trimer on Tris-Bis PAGE under reduced condition. The purity is greater than 95%.
Recommend Usage	Biological Activity ELISA SEC-HPLC SPR Tris-Bis PAGE The optimal working dilution should be determined by the end user.
Storage Buffer	Lyophilized from filtered solution in PBS, pH 7.4 (8% trehalose).
Storage Instruction	After reconstitution with deionized water to a final concentration more than 100 ug/ml, store at 4°C for 1 week. For long term storage, store at -80°C for 1 year. Aliquot to avoid repeated freezing and thawing.

Applications

- Functional Study
- Enzyme-linked Immunoabsorbent Assay
- Surface Plasmon Resonance

  Mouse DR3, His Tag immobilized on CM5 Chip can bind Human TNFSF15 (Trimer) , His Tag with an affinity constant of 3.06 nM as determined in SPR assay (Biacore T200).

Gene Info — TNFSF15

Entrez GeneID	9966
Protein Accession#	O95150-1
Gene Name	TNFSF15
Gene Alias	MGC129934, MGC129935, TL1, TL1A, VEGI, VEGI192A
Gene Description	tumor necrosis factor (ligand) superfamily, member 15

Copyright © 2023 Abnova Corporation. All Rights Reserved.

Omim ID	604052
Gene Ontology	Hyperlink
Gene Summary	The protein encoded by this gene is a cytokine that belongs to the tumor necrosis factor (TNF) lig and family. This protein is abundantly expressed in endothelial cells, but is not expressed in either B or T cells. The expression of this protein is inducible by TNF and IL-1 alpha. This cytokine is a li gand for receptor TNFRSF25 and decoy receptor TNFRSF21/DR6. It can activate NF-kappaB an d MAP kinases, and acts as an autocrine factor to induce apoptosis in endothelial cells. This cyto kine is also found to inhibit endothelial cell proliferation, and thus may function as an angiogenesis inhibitor. An additional isoform encoded by an alternatively spliced transcript variant has been rep orted but the sequence of this transcript has not been determined. [provided by RefSeq
Other Designations	OTTHUMP00000022739|TNF ligand-related molecule 1|TNF superfamily ligand TL1A|vascular e ndothelial cell growth inhibitor|vascular endothelial growth inhibitor-192A

Pathway

- Cytokine-cytokine receptor interaction

Disease

- Colitis
- Crohn Disease
- Diabetes Mellitus
- Disease Progression
- Disease Susceptibility
- Genetic Predisposition to Disease
- Inflammatory Bowel Diseases
- Leprosy
- Rectal Fistula

Copyright © 2023 Abnova Corporation. All Rights Reserved.