Bioactive CellTx™ HuPro®

# KLRC2/KLRD1 (Human) Recombinant Protein

Catalog # P10229 Size 100 ug

## Applications

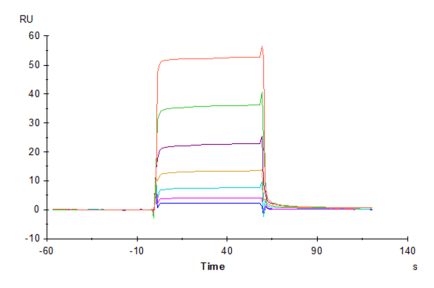


### Surface Plasmon Resonance

Human NKG2C&CD94, His Tag immobilized on CM5 Chip can bind Human HLA-E*01:03 Complex Tetramer, His Tag with an affinity constant of 1.65 uM as determined in SPR assay (Biacore T200).

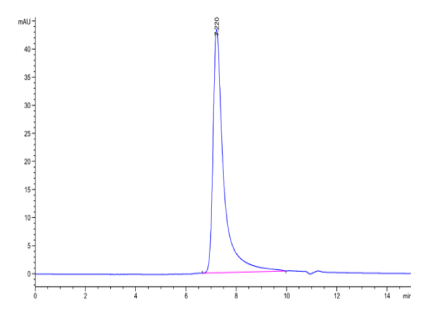


### SEC-HPLC

The purity of Human NKG2C&CD94 is greater than 95% as determined by SEC-HPLC.

Copyright © 2023 Abnova Corporation. All Rights Reserved.

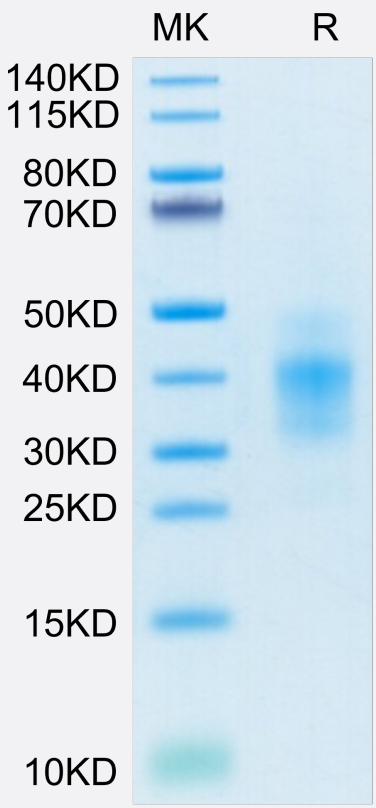


## Tris-Bis PAGE

Human NKG2C&CD94 on Tris-Bis PAGE under reduced conditions. The purity is greater than 95%.

## Specification

| | |
|---|---|
| **Product Description** | Human KLRC2/KLRD1 (P26717/Q13241-1, Glu98-Leu231/Ser34-Ile179) partial recombinant protein with His-Avi tag at N-terminus expressed in HEK293 cells. |
| **Sequence** | Glu98-Leu231;Ser34-Ile179 |
| **Host** | Human |
| **Theoretical MW (kDa)** | 15.3 |
| **Form** | Lyophilized |
| **Preparation Method** | Mammalian cell (HEK293) expression system |
| **Purity** | > 95% as determined by Tris-Bis PAGE;> 95% as determined by HPLC |
| **Endotoxin Level** | < 1 EU per 1 ug of protein (determined by LAL method) |
| **Quality Control Testing** | SEC-HPLC<br>SEC-HPLC<br>The purity of Human NKG2C&CD94 is greater than 95% as determined by SEC-HPLC.<br>Tris-Bis PAGE<br>Human NKG2C&CD94 on Tris-Bis PAGE under reduced conditions. The purity is greater than 95%. |

Copyright © 2023 Abnova Corporation. All Rights Reserved.

| | |
|---|---|
| **Recommend Usage** | Biological Activity<br>ELISA<br>SEC-HPLC<br>SPR<br>Tris-Bis PAGE<br>The optimal working dilution should be determined by the end user. |
| **Storage Buffer** | Lyophilized from filtered solution in PBS, pH 7.4 (5% trehalose). |
| **Storage Instruction** | After reconstitution with deionized water to a final concentration more than 100 ug/ml, store at 4°C for 1 week. For long term storage, store at -80°C for 1 year.<br>Aliquot to avoid repeated freezing and thawing. |

## Applications

- Functional Study
- Enzyme-linked Immunoabsorbent Assay
- Surface Plasmon Resonance

  Human NKG2C&CD94, His Tag immobilized on CM5 Chip can bind Human HLA-E*01:03 Complex Tetramer, His Tag with an affinity constant of 1.65 uM as determined in SPR assay (Biacore T200).

## Gene Info — KLRC2

| | |
|---|---|
| **Entrez GeneID** | 3822 |
| **Protein Accession#** | P26717;Q13241-1 |
| **Gene Name** | KLRC2 |
| **Gene Alias** | CD159c, MGC138244, NKG2-C, NKG2C |
| **Gene Description** | killer cell lectin-like receptor subfamily C, member 2 |
| **Omim ID** | 602891 |
| **Gene Ontology** | Hyperlink |

Copyright © 2023 Abnova Corporation. All Rights Reserved.

| | |
|---|---|
| **Gene Summary** | Natural killer (NK) cells are lymphocytes that can mediate lysis of certain tumor cells and virus-infected cells without previous activation. They can also regulate specific humoral and cell-mediated immunity. NK cells preferentially express several calcium-dependent (C-type) lectins, which have been implicated in the regulation of NK cell function. The group, designated KLRC (NKG2) are expressed primarily in natural killer (NK) cells and encodes a family of transmembrane proteins characterized by a type II membrane orientation (extracellular C terminus) and the presence of a C-type lectin domain. The KLRC (NKG2) gene family is located within the NK complex, a region that contains several C-type lectin genes preferentially expressed on NK cells. KLRC2 alternative splice variants have been described but their full-length nature has not been determined. [provided by RefSeq |
| **Other Designations** | - |

## Gene Info — KLRD1

| | |
|---|---|
| **Entrez GeneID** | 3824 |
| **Protein Accession#** | P26717;Q13241-1 |
| **Gene Name** | KLRD1 |
| **Gene Alias** | CD94 |
| **Gene Description** | killer cell lectin-like receptor subfamily D, member 1 |
| **Omim ID** | 602894 |
| **Gene Ontology** | Hyperlink |
| **Gene Summary** | Natural killer (NK) cells are a distinct lineage of lymphocytes that mediate cytotoxic activity and secrete cytokines upon immune stimulation. Several genes of the C-type lectin superfamily, including members of the NKG2 family, are expressed by NK cells and may be involved in the regulation of NK cell function. KLRD1 (CD94) is an antigen preferentially expressed on NK cells and is classified as a type II membrane protein because it has an external C terminus. Three transcript variants encoding two different isoforms have been found for this gene. [provided by RefSeq |
| **Other Designations** | CD94 antigen |

## Pathway

- Antigen processing and presentation
- Antigen processing and presentation
- Graft-versus-host disease
- Natural killer cell mediated cytotoxicity

Copyright © 2023 Abnova Corporation. All Rights Reserved.

- Natural killer cell mediated cytotoxicity

## Disease

- Arthritis
- Arthritis
- Behcet Syndrome
- Genetic Predisposition to Disease
- Genetic Predisposition to Disease
- Hepatitis B
- Lupus Erythematosus
- Lupus Erythematosus
- Tobacco Use Disorder

Copyright © 2023 Abnova Corporation. All Rights Reserved.