Bioactive CellTx™ HuPro®

CD4 (Human) Recombinant Protein

Catalog # P10192 Size 100 ug

Applications

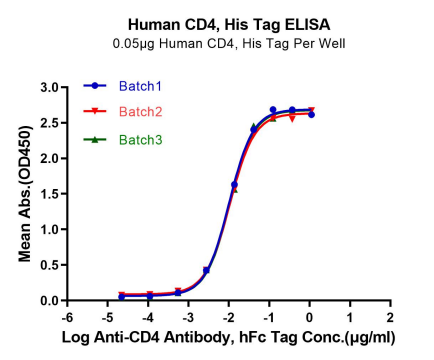

Enzyme-linked Immunoabsorbent Assay

Immobilized Human CD4 at 0.5 ug/ml (100 ul/Well) on the plate. Dose response curve for Anti-CD4 Antibody, hFc Tag with the EC_{50} of 10.2 ng/ml / 10.6 ng/ml / 10.6 ng/ml determined by ELISA.

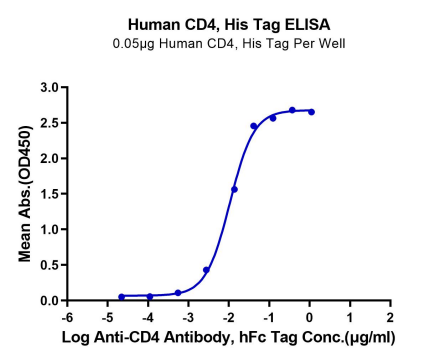

Enzyme-linked Immunoabsorbent Assay

Immobilized Human CD4 at 0.5 ug/ml (100 ul/Well) on the plate. Dose response curve for Anti-CD4 Antibody, hFc Tag with the EC_{50} 10.6 ng/ml determined by ELISA.

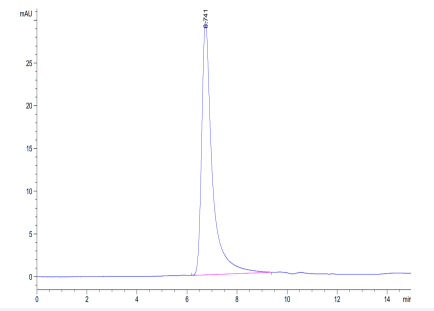

SEC-HPLC

The purity of Human CD4 is greater than 95% as determined by SEC-HPLC

Copyright © 2023 Abnova Corporation. All Rights Reserved.

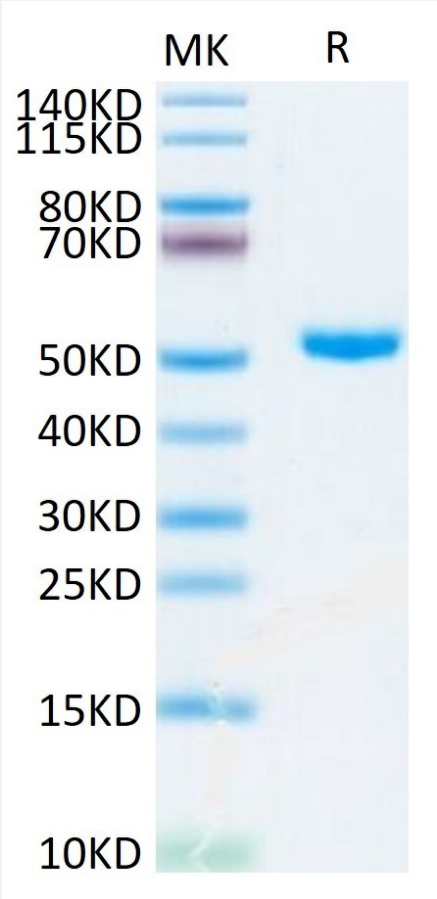

Tris-Bis PAGE

Human CD4 on Tris-Bis PAGE under reduced condition. The purity is greater than 95%.

Specification

Product Description	Human CD4 (P01730, Lys26-Trp390) partial recombinant protein with His-Avi tag at C-terminus expressed in HEK293 cells.
Sequence	Lys26-Trp390
Host	Human
Theoretical MW (kDa)	43.6
Form	Lyophilized
Preparation Method	Mammalian cell (HEK293) expression system
Purity	> 95% as determined by Tris-Bis PAGE;> 95% as determined by HPLC
Endotoxin Level	< 1 EU per 1 ug of protein (determined by LAL method)
Quality Control Testing	SEC-HPLC SEC-HPLC The purity of Human CD4 is greater than 95% as determined by SEC-HPLC Tris-Bis PAGE Human CD4 on Tris-Bis PAGE under reduced condition. The purity is greater than 95%.

Copyright © 2023 Abnova Corporation. All Rights Reserved.

Recommend Usage	Biological Activity ELISA SEC-HPLC Tris-Bis PAGE The optimal working dilution should be determined by the end user.
Storage Buffer	Lyophilized from filtered solution in PBS, pH 7.4 (5% trehalose).
Storage Instruction	After reconstitution with deionized water to a final concentration more than 100 ug/ml, store at 4°C for 1 week. For long term storage, store at -80°C for 1 year. Aliquot to avoid repeated freezing and thawing.

Applications

- Functional Study

- Enzyme-linked Immunoabsorbent Assay

  Immobilized Human CD4 at 0.5 ug/ml (100 ul/Well) on the plate. Dose response curve for Anti-CD4 Antibody, hFc Tag with the EC_{50} of 10.2 ng/ml / 10.6 ng/ml / 10.6 ng/ml determined by ELISA.

- Enzyme-linked Immunoabsorbent Assay

  Immobilized Human CD4 at 0.5 ug/ml (100 ul/Well) on the plate. Dose response curve for Anti-CD4 Antibody, hFc Tag with the EC_{50} 10.6 ng/ml determined by ELISA.

Gene Info — CD4

Entrez GeneID	920
Protein Accession#	P01730
Gene Name	CD4
Gene Alias	CD4mut
Gene Description	CD4 molecule
Omim ID	186940
Gene Ontology	Hyperlink
Other Designations	CD4 antigen|CD4 antigen (p55)|CD4 receptor

Copyright © 2023 Abnova Corporation. All Rights Reserved.

Pathway

- Antigen processing and presentation
- Cell adhesion molecules (CAMs)
- Hematopoietic cell lineage
- Primary immunodeficiency
- T cell receptor signaling pathway

Disease

- Acquired Immunodeficiency Syndrome
- Arthritis
- Asthma
- Breast cancer
- Breast Neoplasms
- Disease Progression
- Disease Susceptibility
- Genetic Predisposition to Disease
- Head and Neck Neoplasms
- Hematologic Diseases
- Hepatitis C
- HIV Infections
- Hodgkin Disease
- Lung Neoplasms
- Lupus Erythematosus
- Lymphoproliferative Disorders
- Multiple Myeloma

Copyright © 2023 Abnova Corporation. All Rights Reserved.

- Multiple Sclerosis
- Neoplasm Recurrence
- Neoplasms
- Occupational Diseases
- Pregnancy Complications
- Pulmonary Disease
- Urinary Bladder Neoplasms
- Viremia
- Vitiligo
- Waldenstrom Macroglobulinemia
- Werner syndrome

Copyright © 2023 Abnova Corporation. All Rights Reserved.