Bioactive CellTx™ HuPro®

IL13RA1 (Human) Recombinant Protein

Catalog # P10173 Size 100 ug

Applications

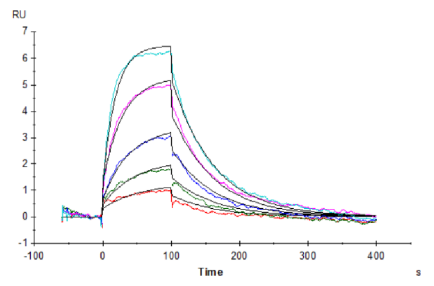

Surface Plasmon Resonance

Human IL-13Ra1, hFc Tag captured on Protein A chip, can bind Human IL-13, His Tag with an affinity constant of 53.1 nM as determined in a SPR assay (Biacore T200).

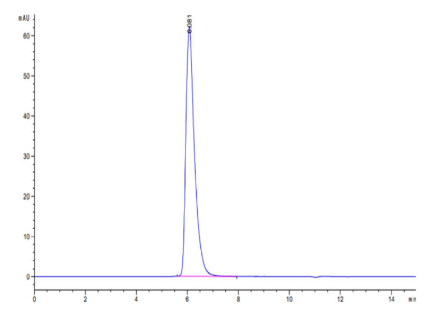

SEC-HPLC

The purity of-Human IL-13Ra1 is greater than 95% as determined by SEC-HPLC.

Copyright © 2023 Abnova Corporation. All Rights Reserved.

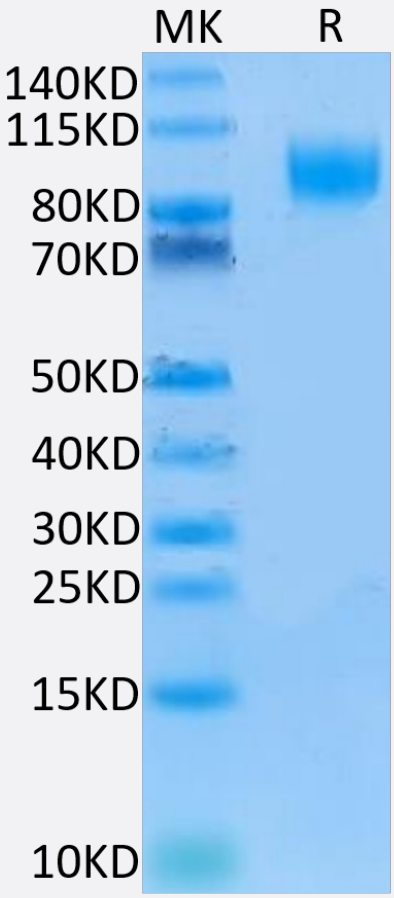

Tris-Bis PAGE

Human IL-13Ra1 on Tris-Bis PAGE under reduced conditions. The purity is greater than 95%.

Specification

Product Description	Human IL13RA1 (P78552, Ala27-Thr343) partial recombinant protein with hFc tag at C-terminus expressed in HEK293 cells.
Sequence	Ala27-Thr343
Host	Human
Theoretical MW (kDa)	63.4
Form	Lyophilized
Preparation Method	Mammalian cell (HEK293) expression system
Purity	> 95% as determined by Tris-Bis PAGE;> 95% as determined by HPLC
Endotoxin Level	< 1 EU per 1 ug of protein (determined by LAL method)
Quality Control Testing	SEC-HPLC SEC-HPLC The purity of-Human IL-13Ra1 is greater than 95% as determined by SEC-HPLC. Tris-Bis PAGE Human IL-13Ra1 on Tris-Bis PAGE under reduced conditions. The purity is greater than 95%.

Copyright © 2023 Abnova Corporation. All Rights Reserved.

Recommend Usage	Biological Activity ELISA SEC-HPLC SPR Tris-Bis PAGE The optimal working dilution should be determined by the end user.
Storage Buffer	Lyophilized from filtered solution in PBS, pH 7.4 (5% trehalose).
Storage Instruction	After reconstitution with deionized water to a final concentration more than 100 ug/ml, store at 4°C for 1 week. For long term storage, store at -80°C for 1 year. Aliquot to avoid repeated freezing and thawing.

Applications

- Functional Study
- Enzyme-linked Immunoabsorbent Assay
- Surface Plasmon Resonance

  Human IL-13Ra1, hFc Tag captured on Protein A chip, can bind Human IL-13, His Tag with an affinity constant of 53.1 nM as determined in a SPR assay (Biacore T200).

Gene Info — IL13RA1

Entrez GeneID	3597
Protein Accession#	P78552
Gene Name	IL13RA1
Gene Alias	CD213A1, IL-13Ra, NR4
Gene Description	interleukin 13 receptor, alpha 1
Omim ID	300119
Gene Ontology	Hyperlink
Gene Summary	The protein encoded by this gene is a subunit of the interleukin 13 receptor. This subunit forms a r eceptor complex with IL4 receptor alpha, a subunit shared by IL13 and IL4 receptors. This subunit serves as a primary IL13-binding subunit of the IL13 receptor, and may also be a component of IL 4 receptors. This protein has been shown to bind tyrosine kinase TYK2, and thus may mediate the signaling processes that lead to the activation of JAK1, STAT3 and STAT6 induced by IL13 and I L4. [provided by RefSeq

Copyright © 2023 Abnova Corporation. All Rights Reserved.

Other Designations	CD213a1 antigen|IL13 receptor alpha-1 chain|OTTHUMP00000023890|bB128O4.2.1 (interleukin 13 receptor, alpha 1)

Pathway

- Cytokine-cytokine receptor interaction
- Jak-STAT signaling pathway

Disease

- Asthma
- Bronchiolitis
- Cardiovascular Diseases
- Diabetes Mellitus
- Edema
- Genetic Predisposition to Disease
- Hypersensitivity
- Infant
- Pulmonary Disease
- Respiratory Hypersensitivity
- Respiratory Syncytial Virus Infections

Copyright © 2023 Abnova Corporation. All Rights Reserved.