Bioactive CellTx™ HuPro®

PVR (Human) Recombinant Protein

Catalog # P10165 Size 100 ug

Applications

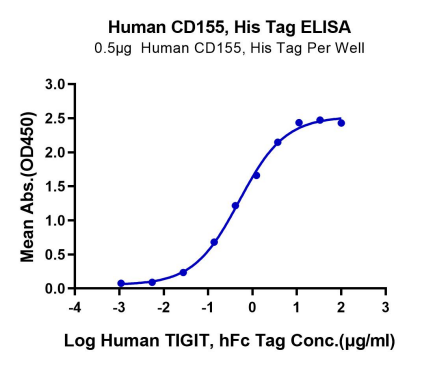

Enzyme-linked Immunoabsorbent Assay

Immobilized Human CD155, His Tag at 5 ug/ml (100 ul/Well) on the plate. Dose response curve for Human TIGIT, hFc Tag with the EC_{50} 0.5 ug/ml determined by ELISA.

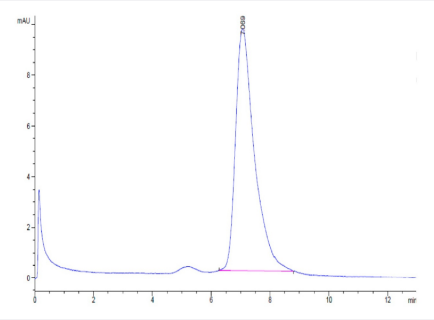

SEC-HPLC

The purity of Human CD155 is greater than 95% as determined by SEC-HPLC.

Copyright © 2023 Abnova Corporation. All Rights Reserved.

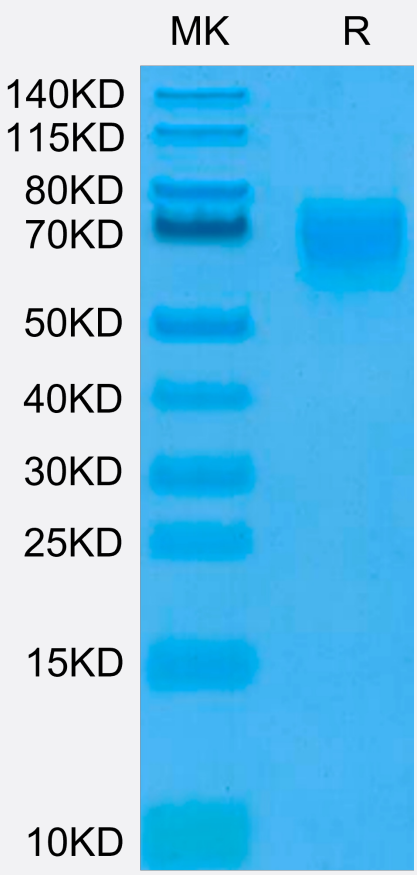

Tris-Bis PAGE

Human CD155 on Tris-Bis PAGE under reduced condition. The purity is greater than 95%.

Specification

Product Description	Human PVR (P15151-1, Trp21-Asn343) partial recombinant protein with His-Avi tag at C-terminus e xpressed in HEK293 cells.
Sequence	Trp21-Asn343
Host	Human
Theoretical MW (kDa)	38
Form	Lyophilized
Preparation Method	Mammalian cell (HEK293) expression system
Purity	> 95% as determined by Tris-Bis PAGE;> 95% as determined by SEC-HPLC
Endotoxin Level	< 1 EU per 1 ug of protein (determined by LAL method)
Quality Control Testing	SEC-HPLC SEC-HPLC The purity of Human CD155 is greater than 95% as determined by SEC-HPLC. Tris-Bis PAGE Human CD155 on Tris-Bis PAGE under reduced condition. The purity is greater than 95%.

Copyright © 2023 Abnova Corporation. All Rights Reserved.

Recommend Usage	Biological Activity ELISA SEC-HPLC Tris-Bis PAGE The optimal working dilution should be determined by the end user.
Storage Buffer	Lyophilized from filtered solution in PBS, pH 7.4 (5% trehalose).
Storage Instruction	After reconstitution with deionized water to a final concentration more than 100 ug/ml, store at 4°C for 1 week. For long term storage, store at -80°C for 1 year. Aliquot to avoid repeated freezing and thawing.

Applications

- Functional Study
- Enzyme-linked Immunoabsorbent Assay

  Immobilized Human CD155, His Tag at 5 ug/ml (100 ul/Well) on the plate. Dose response curve for Human TIGIT, hFc Tag with the EC_{50} 0.5 ug/ml determined by ELISA.

Gene Info — PVR

Entrez GeneID	5817
Protein Accession#	P15151-1
Gene Name	PVR
Gene Alias	CD155, FLJ25946, HVED, NECL5, Necl-5, PVS, TAGE4
Gene Description	poliovirus receptor
Omim ID	173850
Gene Ontology	Hyperlink
Gene Summary	The protein encoded by this gene is a transmembrane glycoprotein belonging to the immunoglob ulin superfamily. The external domain mediates cell attachment to the extracellular matrix molecule vitronectin, while its intracellular domain interacts with the dynein light chain Tctex-1/DYNLT1. The gene is specific to the primate lineage, and serves as a cellular receptor for poliovirus in the first s tep of poliovirus replication. Multiple transcript variants encoding different isoforms have been fou nd for this gene. [provided by RefSeq
Other Designations	nectin-like 5

Copyright © 2023 Abnova Corporation. All Rights Reserved.

Pathway

- Cell adhesion molecules (CAMs)

Disease

- Amyotrophic lateral sclerosis
- Cleft Lip
- Cleft Palate
- Motor Neuron Disease
- Muscular Atrophy
- Spinal muscular atrophy

Copyright © 2023 Abnova Corporation. All Rights Reserved.