Bioactive HuPro®

SIGLEC10 (Human) Recombinant Protein

Catalog # P10150 Size 100 ug

Applications

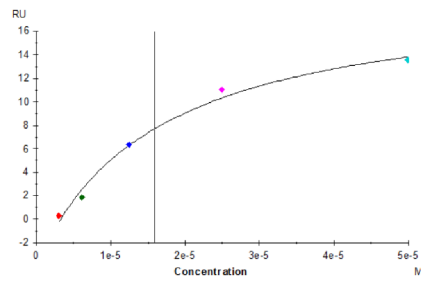

Surface Plasmon Resonance

Human Siglec-10, His Tag captured on CM5 Chip via Anti-His Antibody can bind Human CD52, mFc Tag with an affinity constant of 15.9uM as determined in SPR assay (Biacore T200).

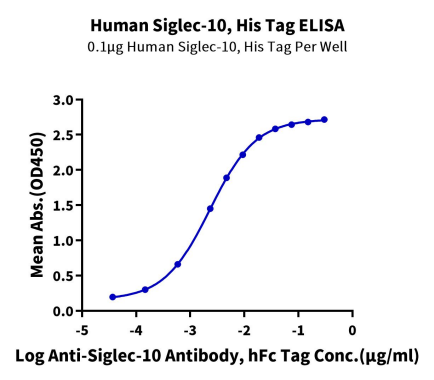

ELISA

Immobilized Human Siglec-10, His Tag at 1 ug/ml (100 ul/Well). Dose response curve for Anti-Siglec-10 Antibody, hFc Tag with the EC_{50} of 2.3 ng/ml determined by ELISA (QC Test).

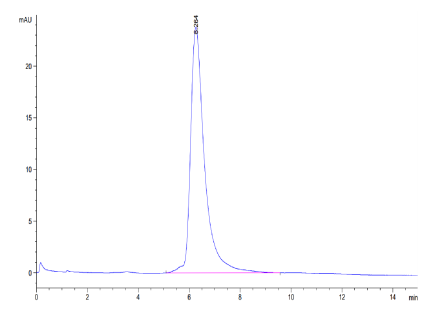

SEC-HPLC

The purity of Human Siglec-10-is greater than 95% as determined by SEC-HPLC.

Copyright © 2023 Abnova Corporation. All Rights Reserved.



Tris-Bis PAGE

Human Siglec-10 on Tris-Bis PAGE under reduced condition. The purity is greater than 95%.

Specification

Product Description	Human SIGLEC10 (Q96LC7-1, Met17-Thr546) partial recombinant protein with His tag at C-terminus expressed in HEK293 cells.
Sequence	Met17-Thr546
Host	Human
Theoretical MW (kDa)	59.2
Form	Lyophilized
Preparation Method	Mammalian cell (HEK293) expression system
Purity	> 95% as determined by Tris-Bis PAGE;> 95% as determined by HPLC
Endotoxin Level	< 1 EU per 1 ug of protein (determined by LAL method)

Copyright © 2023 Abnova Corporation. All Rights Reserved.

Quality Control Testing	ELISA and SEC-HPLC ELISA Immobilized Human Siglec-10, His Tag at 1 ug/ml (100 ul/Well). Dose response curve for Anti-Siglec -10 Antibody, hFc Tag with the EC_{50} of 2.3 ng/ml determined by ELISA (QC Test). SEC-HPLC The purity of Human Siglec-10-is greater than 95% as determined by SEC-HPLC. Tris-Bis PAGE Human Siglec-10 on Tris-Bis PAGE under reduced condition. The purity is greater than 95%.
Recommend Usage	Biological Activity ELISA SEC-HPLC SPR Tris-Bis PAGE The optimal working dilution should be determined by the end user.
Storage Buffer	Lyophilized from filtered solution in 20 mM PB, pH 7.4 (150 mM NaCl, 25 mM L-Arginine, 8% trehalose).
Storage Instruction	After reconstitution with deionized water to a final concentration more than 100 ug/ml, store at 4°C for 1 week. For long term storage, store at -80°C for 1 year. Aliquot to avoid repeated freezing and thawing.

Applications

- Functional Study
- Enzyme-linked Immunoabsorbent Assay
- Surface Plasmon Resonance

  Human Siglec-10, His Tag captured on CM5 Chip via Anti-His Antibody can bind Human CD52, mFc Tag with an affinity constant of 15.9uM as determined in SPR assay (Biacore T200).

Gene Info — SIGLEC10

Entrez GeneID	89790
Protein Accession#	Q96LC7-1
Gene Name	SIGLEC10
Gene Alias	MGC126774, PRO940, SIGLEC-10, SLG2
Gene Description	sialic acid binding Ig-like lectin 10

Copyright © 2023 Abnova Corporation. All Rights Reserved.

Omim ID	606091
Gene Ontology	Hyperlink
Gene Summary	SIGLECs are members of the immunoglobulin superfamily that are expressed on the cell surface. Most SIGLECs have 1 or more cytoplasmic immune receptor tyrosine-based inhibitory motifs, or I TIMs. SIGLECs are typically expressed on cells of the innate immune system, with the exception o f the B-cell expressed SIGLEC6 (MIM 604405).[supplied by OMIM
Other Designations	sialic acid binding Ig-like lectin 10 Ig-like lectin 7|siglec-like gene 2

Copyright © 2023 Abnova Corporation. All Rights Reserved.