Bioactive | CellTx™ | HuPro®

FCGR2A (Human) Recombinant Protein

Catalog # P10141 Size 100 ug

Applications

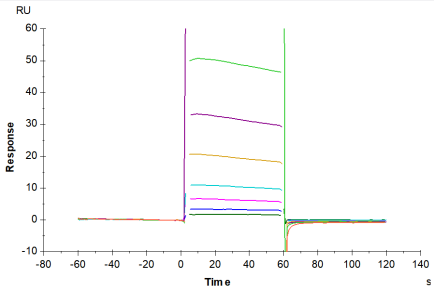

Surface Plasmon Resonance

Human Fc gamma RIIA (R167) , His Tag captured on CM5 Chip via anti-his antibody can bind Rituximab with an affinity constant of 2.89 uM as determined in SPR assay (Biacore T200).

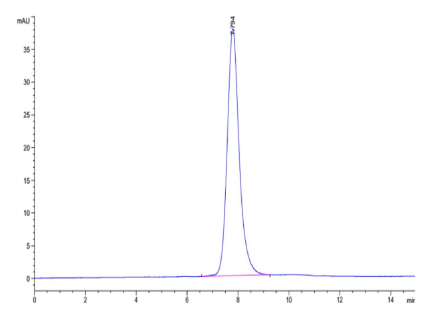

SEC-HPLC

The purity of Human Fc gamma RIIA (R167) is greater than 95% as determined by SEC-HPLC.

Copyright © 2023 Abnova Corporation. All Rights Reserved.

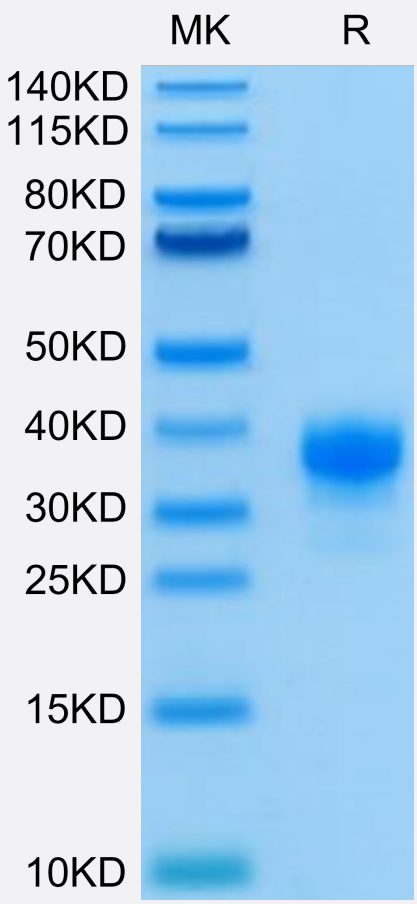

Tris-Bis PAGE

Human Fc gamma RIIA (R167) on Tris-Bis PAGE under reduced condition. The purity is greater than 95%.

Specification

Product Description	Human FCGR2A (P12318-1, Ala36-Ile218) partial recombinant protein with His-Avi tag at C-terminus expressed in HEK293 cells.
Sequence	Ala36-Ile218
Host	Human
Theoretical MW (kDa)	23.2
Form	Lyophilized
Preparation Method	Mammalian cell (HEK293) expression system
Purity	> 95% as determined by Tris-Bis PAGE;> 95% as determined by HPLC
Endotoxin Level	< 1 EU per 1 ug of protein (determined by LAL method)

Copyright © 2023 Abnova Corporation. All Rights Reserved.

Quality Control Testing	SEC-HPLC SEC-HPLC The purity of Human Fc gamma RIIA (R167) is greater than 95% as determined by SEC-HPLC. Tris-Bis PAGE Human Fc gamma RIIA (R167) on Tris-Bis PAGE under reduced condition. The purity is greater than 95%.
Recommend Usage	Biological Activity ELISA SEC-HPLC SPR Tris-Bis PAGE The optimal working dilution should be determined by the end user.
Storage Buffer	Lyophilized from filtered solution in PBS, pH 7.4 (5% trehalose).
Storage Instruction	After reconstitution with deionized water to a final concentration more than 100 ug/ml, store at 4°C for 1 week. For long term storage, store at -80°C for 1 year. Aliquot to avoid repeated freezing and thawing.

Applications

- Functional Study
- Enzyme-linked Immunoabsorbent Assay
- Surface Plasmon Resonance

  Human Fc gamma RIIA (R167) , His Tag captured on CM5 Chip via anti-his antibody can bind Rituximab with an affinity constant of 2.89 uM as determined in SPR assay (Biacore T200).

Gene Info — FCGR2A

Entrez GeneID	2212
Protein Accession#	P12318-1
Gene Name	FCGR2A
Gene Alias	CD32, CD32A, CDw32, FCG2, FCGR2, FCGR2A1, FcGR, IGFR2, MGC23887, MGC30032
Gene Description	Fc fragment of IgG, low affinity IIa, receptor (CD32)
Omim ID	146790
Gene Ontology	Hyperlink

Copyright © 2023 Abnova Corporation. All Rights Reserved.

Gene Summary	This gene encodes one member of a family of immunoglobulin Fc receptor genes found on the su rface of many immune response cells. The protein encoded by this gene is a cell surface receptor found on phagocytic cells such as macrophages and neutrophils, and is involved in the process of phagocytosis and clearing of immune complexes. Alternative splicing results in multiple transcript variants. [provided by RefSeq
Other Designations	Fc fragment of IgG, low affinity IIa, receptor|Fc fragment of IgG, low affinity IIa, receptor for (CD32)| Immunoglobulin G Fc receptor II|OTTHUMP00000032377

Pathway

- Fc gamma R-mediated phagocytosis
- Systemic lupus erythematosus

Disease

- Acute Disease
- Addison Disease
- Adenocarcinoma
- Aggressive Periodontitis
- Agranulocytosis
- AIDS-Related Opportunistic Infections
- Albuminuria
- Alveolar Bone Loss
- Anemia
- Anti-Glomerular Basement Membrane Disease
- Antiphospholipid Syndrome
- Arteriosclerosis
- Arthritis
- Asthma
- Atherosclerosis

Copyright © 2023 Abnova Corporation. All Rights Reserved.

- Autoimmune Diseases
- Behcet Syndrome
- Birth Weight
- Brain Ischemia
- Breast cancer
- Breast Neoplasms
- Brucellosis
- Candidiasis
- Cardiomyopathy
- Cardiovascular Diseases
- Carotid Artery Diseases
- Celiac Disease
- Cerebrovascular Accident
- Chronic Disease
- Chronic Periodontitis
- Colitis
- Colorectal Neoplasms
- Community-Acquired Infections
- Coronary Artery Disease
- Coronary Disease
- Cryptococcosis
- Cystic fibrosis
- Dengue
- Dental Plaque
- Dermatitis
- Diabetes Mellitus

Copyright © 2023 Abnova Corporation. All Rights Reserved.

- Disease Models
- Disease Progression
- Disease Susceptibility
- Edema
- Epilepsy
- Erythroblastosis
- Esophageal Neoplasms
- Genetic Predisposition to Disease
- Glioblastoma
- Glioma
- Glomerulonephritis
- Graft vs Host Disease
- Gram-Negative Bacterial Infections
- Graves Disease
- Guillain-Barre Syndrome
- Haemophilus Infections
- Hematologic Diseases
- Hepatitis
- HIV Infections
- Hodgkin Disease
- Infection
- Inflammation
- Kidney Diseases
- Kidney Failure
- Leukemia

Copyright © 2023 Abnova Corporation. All Rights Reserved.

- Lichen Planus
- Lupus Erythematosus
- Lupus Nephritis
- Lupus Vasculitis
- Lymphoma
- Lymphoproliferative Disorders
- Malaria
- Mandibular Diseases
- Maxillary Diseases
- Meningeal Neoplasms
- Meningioma
- Meningococcal Infections
- Mucocutaneous Lymph Node Syndrome
- Multiple Myeloma
- Multiple Sclerosis
- Myasthenia Gravis
- Nephritis
- Neuroblastoma
- Neutropenia
- Occupational Diseases
- Onchocerciasis
- Otitis Media with Effusion
- Papillomavirus Infections
- Parasitemia
- Pemphigoid
- Periapical Periodontitis

Copyright © 2023 Abnova Corporation. All Rights Reserved.

- Periodontal Attachment Loss
- Periodontal Diseases
- Periodontal Pocket
- Periodontitis
- Placenta Diseases
- Pneumococcal Infections
- Pneumonia
- Poliomyelitis
- Postpoliomyelitis Syndrome
- Pregnancy Complications
- Pseudomonas Infections
- Puerperal Disorders
- Purpura
- Recurrence
- Respiratory Tract Infections
- Rheumatic Fever
- Rhinitis
- Scleroderma
- Seizures
- Sepsis
- Severe Acute Respiratory Syndrome
- Sickle Cell Trait
- Stomach Neoplasms
- Streptococcal Infections
- Stroke
- Temporal Arteritis

Copyright © 2023 Abnova Corporation. All Rights Reserved.

- Thrombocytopenia
- Thromboembolism
- Thymoma
- Thymus Neoplasms
- Tuberculosis
- Urinary Bladder Neoplasms
- Uterine Cervical Neoplasms
- Vasculitis
- Ventricular Dysfunction
- Waldenstrom Macroglobulinemia
- Wegener Granulomatosis
- Werner syndrome

Copyright © 2023 Abnova Corporation. All Rights Reserved.