Bioactive CellTx™ HuPro®

SLAMF7 (Human) Recombinant Protein

Catalog # P10140 Size 100 ug

Applications

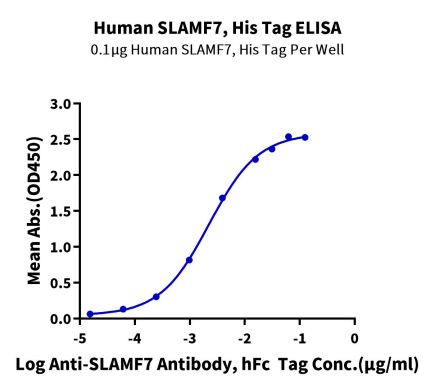

Enzyme-linked Immunoabsorbent Assay

Immobilized Human SLAMF7, His Tag at 1 ug/ml (100 ul/Well) on the plate. Dose response curve for Anti-SLAMF7 Antibody, hFc Tag with the EC_{50} of 2.2 ng/ml determined by ELISA.

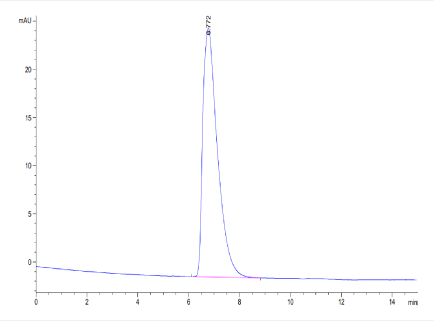

SEC-HPLC

The purity of Human SLAMF7 is greater than 95% as determined by SEC-HPLC.

Copyright © 2023 Abnova Corporation. All Rights Reserved.

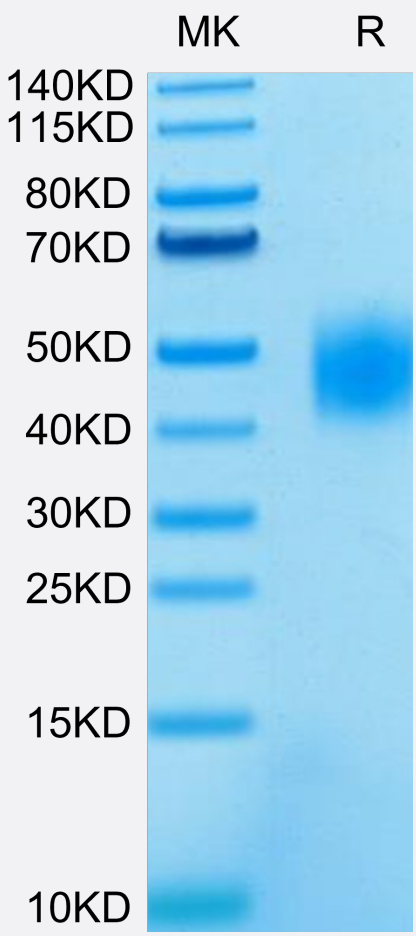

Tris-Bis PAGE

Human SLAMF7 on Tris-Bis PAGE under reduced condition. The purity is greater than 95%.

Specification

Product Description	Human SLAMF7 (Q9NQ25-1, Ser23-Met226) partial recombinant protein with His-Avi tag at C-terminus expressed in HEK293 cells.
Sequence	Ser23-Met226
Host	Human
Theoretical MW (kDa)	25.3
Form	Lyophilized
Preparation Method	Mammalian cell (HEK293) expression system
Purity	> 95% as determined by Tris-Bis PAGE;> 95% as determined by HPLC
Endotoxin Level	< 1 EU per 1 ug of protein (determined by LAL method)

Copyright © 2023 Abnova Corporation. All Rights Reserved.

Quality Control Testing	SEC-HPLC SEC-HPLC The purity of Human SLAMF7 is greater than 95% as determined by SEC-HPLC. Tris-Bis PAGE Human SLAMF7 on Tris-Bis PAGE under reduced condition. The purity is greater than 95%.
Recommend Usage	Biological Activity ELISA SEC-HPLC Tris-Bis PAGE The optimal working dilution should be determined by the end user.
Storage Buffer	Lyophilized from filtered solution in PBS, pH 7.4 (5% trehalose).
Storage Instruction	After reconstitution with deionized water to a final concentration more than 100 ug/ml, store at 4°C for 1 week. For long term storage, store at -80°C for 1 year. Aliquot to avoid repeated freezing and thawing.

Applications

- Functional Study
- Enzyme-linked Immunoabsorbent Assay

  Immobilized Human SLAMF7, His Tag at 1 ug/ml (100 ul/Well) on the plate. Dose response curve for Anti-SLAMF7 Antibody, hFc Tag with the EC_{50} of 2.2 ng/ml determined by ELISA.

Gene Info — SLAMF7

Entrez GeneID	57823
Protein Accession#	Q9NQ25-1
Gene Name	SLAMF7
Gene Alias	19A, CD319, CRACC, CS1
Gene Description	SLAM family member 7
Omim ID	606625
Gene Ontology	Hyperlink
Other Designations	19A24 protein|CD2-like receptor activating cytotoxic cells|OTTHUMP00000025677|novel LY9 (lymphocyte antigen 9) like protein

Copyright © 2023 Abnova Corporation. All Rights Reserved.

Disease

- Genetic Predisposition to Disease
- Lupus Erythematosus

Copyright © 2023 Abnova Corporation. All Rights Reserved.